

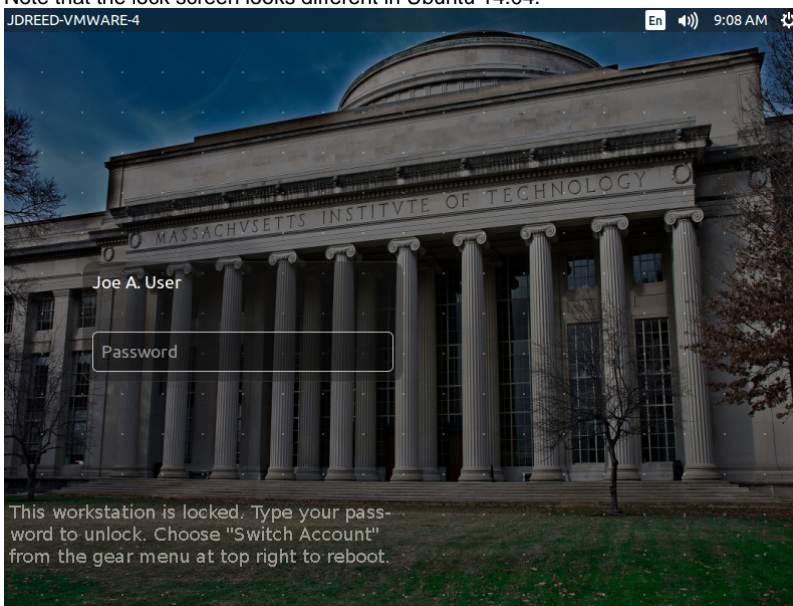
How do I log someone out of a Debathena Trusty workstation?

Q: How do I log someone out of a Debathena Trusty workstation?

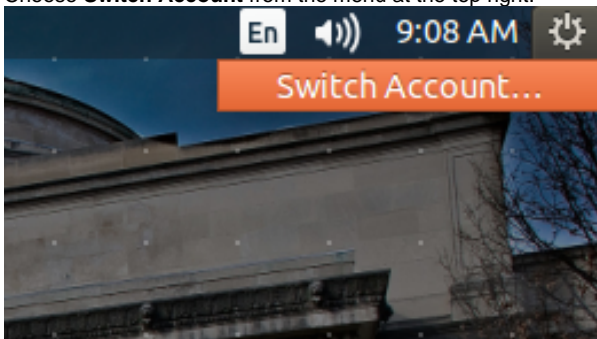
Answer

Previously, on public IS&T Athena workstations, when the screen was locked for more than 20 minutes, the screensaver would present a button allowing anyone to log out the current user in order to use the workstation. Unfortunately, Ubuntu 14.04 removed this feature. We are investigating new solutions, but in the interim, have come up with the following workaround:

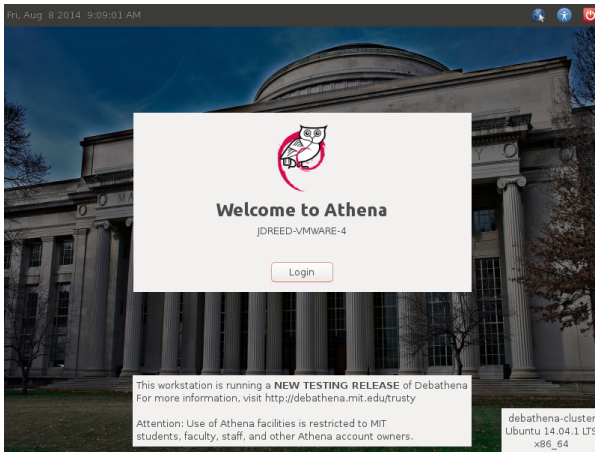
- Note that the lock screen looks different in Ubuntu 14.04.



1. Choose **Switch Account** from the menu at the top right.



Result: You will be returned to the login screen.



2. Click **Login**. A dialog box will open, indicating the workstation is locked. If the workstation has been locked for over 20 minutes, a "Reboot" button will also appear, allowing you to reboot the workstation and log out the current user.

