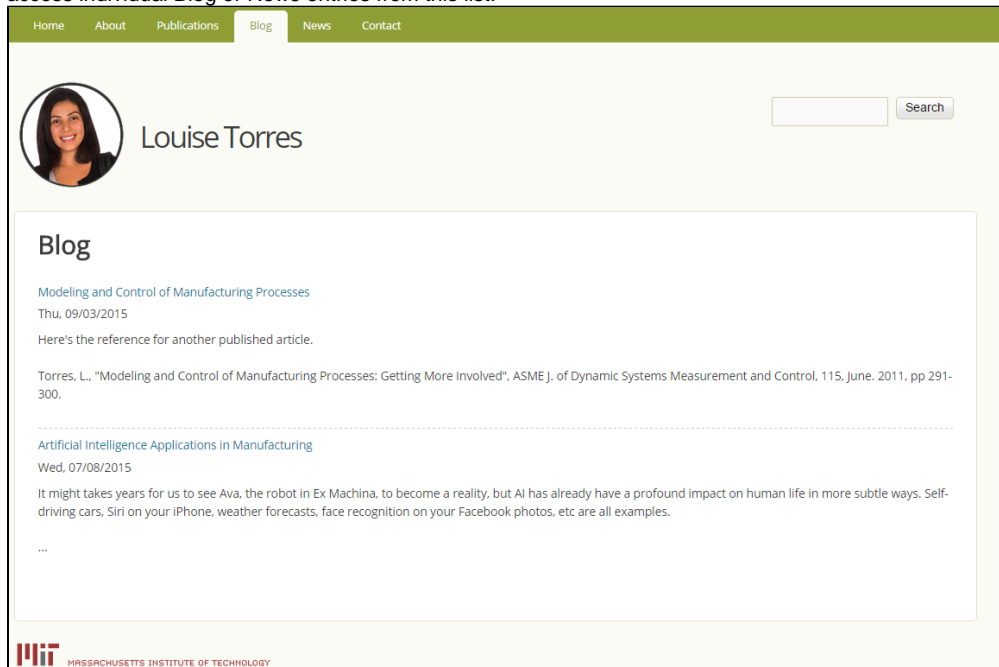


# Adding News or Blog Posts to Your Site


## Adding News or Blog Posts to Your Site

Blog posts and News articles are types of content and are created in a similar way to creating a page. However, Blog and News items are displayed differently. They are collected and displayed together by means of a function called a **View**. A **View** is used to display the entire group of Blog or News entries on a single page as a running list. This is the page you see when you click *Blog* or *News* in the Main menu. You can access individual Blog or News entries from this list.




A **View** is also used to display a small number of links to individual blog entries as a block in the *Sidebar second* region on the right, also with links to the individual entry.

[Home](#) [About](#) [Publications](#) [Blog](#) [News](#) [Contact](#)



Louise Torres

## Home



Welcome to my corner of the Internet. I am Dr. Louise Torres, a Postdoc at MIT studying algorithm modalities on artificial intelligence. I welcome opportunities to collaborate on research projects or to speak on my past and current research projects. Please peruse my website and contact me if you have any questions.


### Recent Blogs

[Modeling and Control of Manufacturing Processes](#)  
Thu, 09/03/2015

[Artificial Intelligence Applications in Manufacturing](#)  
Wed, 07/08/2015

### Recent News

There are no news items at this time, please check back later.

 MASSACHUSETTS INSTITUTE OF TECHNOLOGY

[Home](#) [About](#) [Publications](#) [Blog](#) [News](#) [Contact](#)



Louise Torres

## Modeling and Control of Manufacturing Processes

September 3, 2015

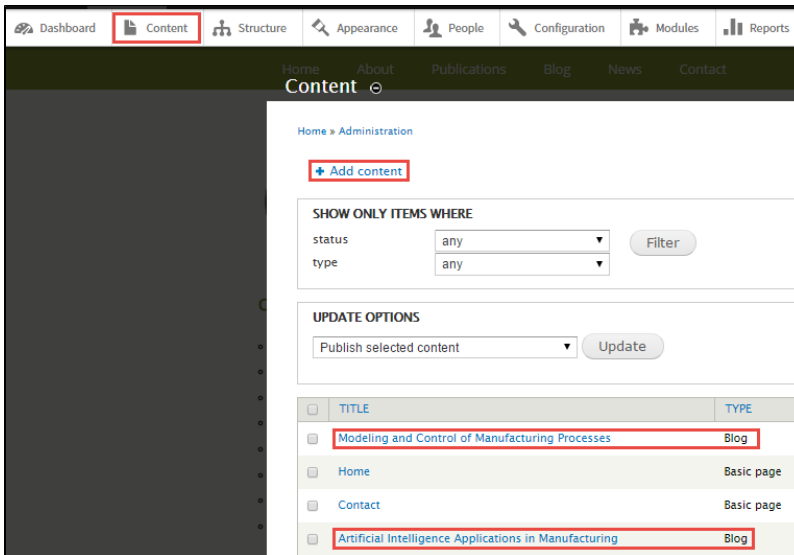
Here's the reference for another published article.

Torres, L. "Modeling and Control of Manufacturing Processes: Getting More Involved", ASME J. of Dynamic Systems Measurement and Control, 115, June, 2011, pp 291-300.

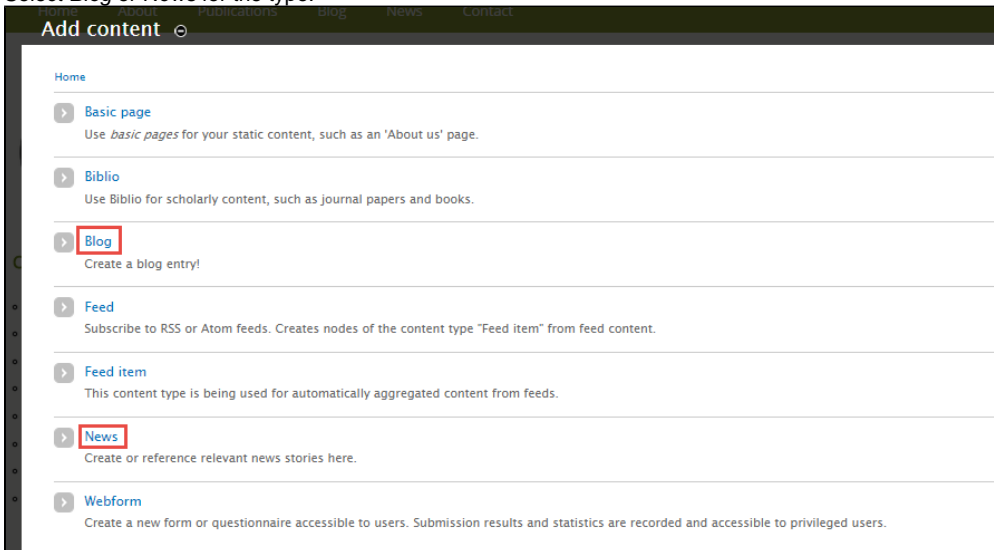
 MASSACHUSETTS INSTITUTE OF TECHNOLOGY

## Creating a Blog or News Post

1. From the *Admin menu* click **Content**.
2. Click the link for **+ Add content**. Note that Blog and News items already created are found in the content list.



3. Select *Blog* or *News* for the type.



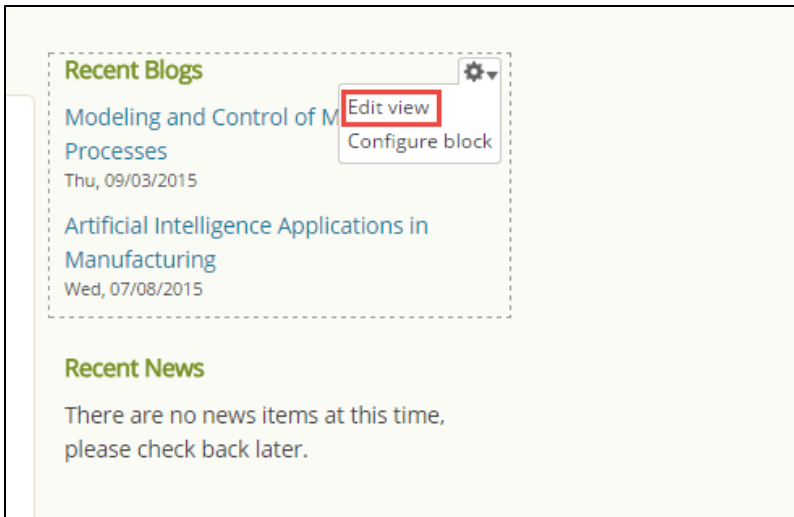
4. Add a **Title** and content in the **Body**.
5. Set a date or leave as it is.
6. For a *News* article add a URL to the actual news story if this entry is a summary of a web article.
7. Click **Save**.

Remember, you can access the Blog or News entries from the *Main menu* or the blocks in the *Sidebar second* region on the right.

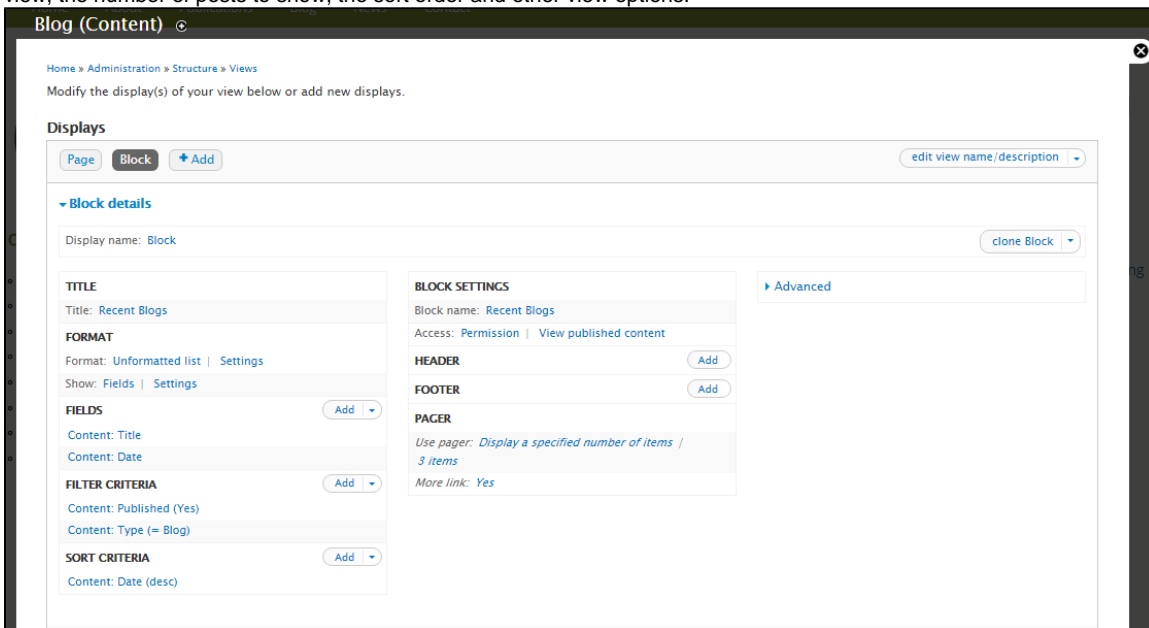
## Accessing the View Overlay Screen

Views are a somewhat complex feature of Drupal Cloud but if you are interested in seeing the options for the view follow the steps below. There is more information for you to learn about views in the article [Arranging Content Using Views](#) in the *Advanced* section of the [Drupal Cloud Home Page](#).

1. Hover to locate the gear icon at the top right of the *Sidebar second* region.
2. Click on *Edit view*.



This is the Blog View screen. Notice at the top left that this view is used as both a page and a block. Here you can change the look of the view, the number of posts to show, the sort order and other view options.



## See Also

- [Return to Drupal Cloud Landing Page](#)