

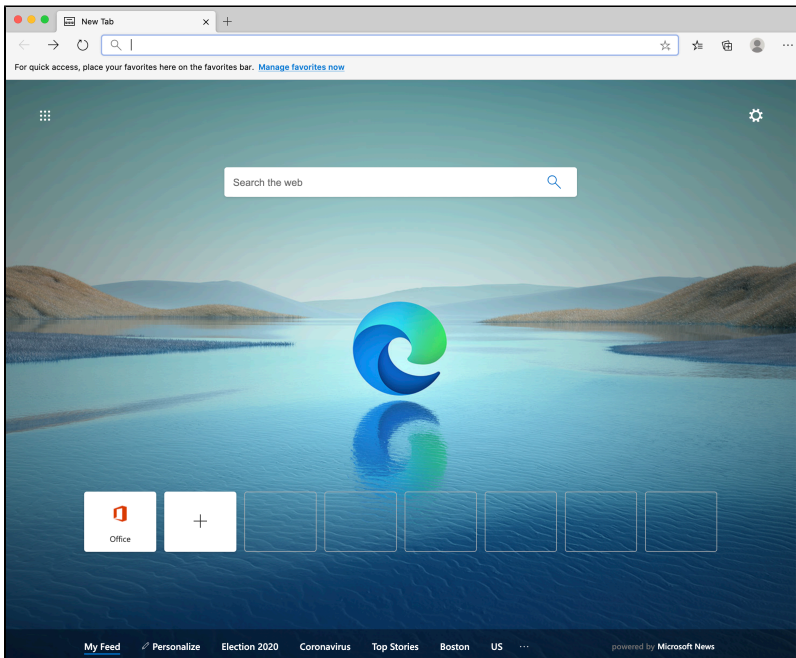
# Determine Web Browser Version

## How to find a Web Browser's version:

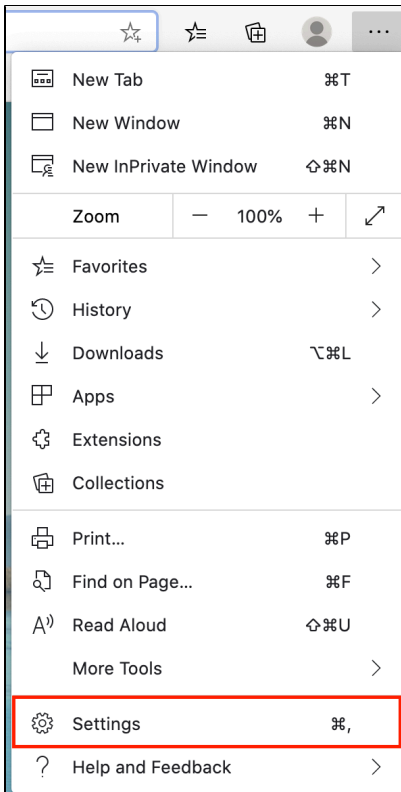
To determine what version is running on your device, view the **About** page for each browser, as outlined in the steps below.

### Microsoft Edge:

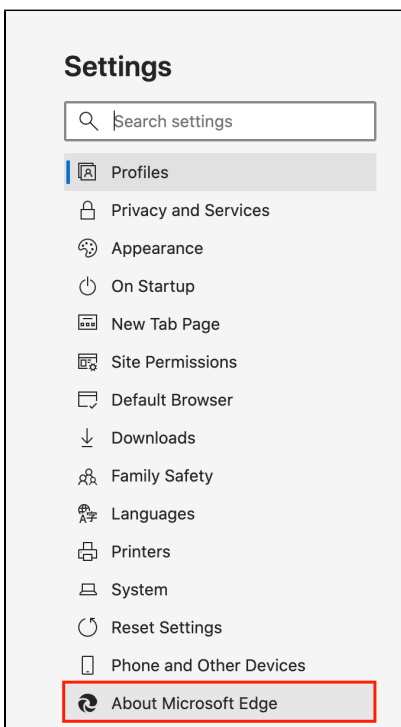
1. Open the Microsoft Edge browser.  
*Result:* A new tab in Microsoft Edge will open.



2. In the upper-right corner of the screen, click the 3 horizontal dots (vertical ellipsis) button.  
*Result:* A drop-down menu will appear.



3. From the drop-down menu that appears, select **Settings**.  
*Result:* A new **Settings** window will open.



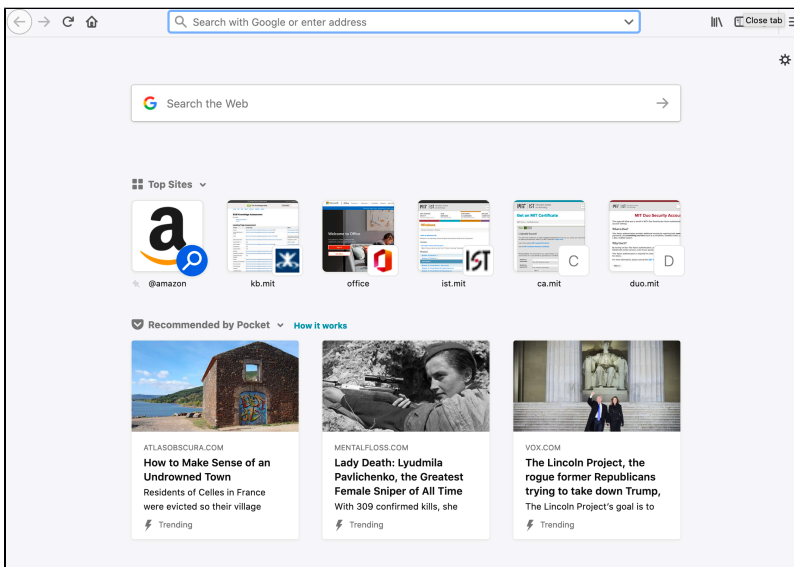
4. Scroll to the bottom of the Settings menu to the section labeled **About Microsoft Edge**.  
*Result:* The Microsoft Edge information will appear.



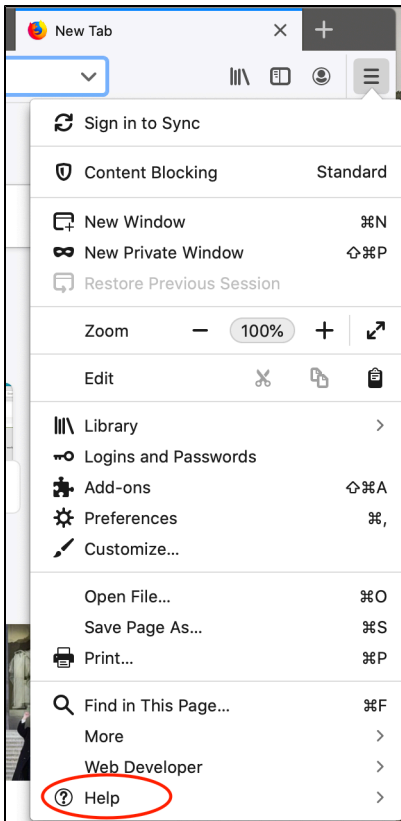
This will show the current version of Microsoft Edge.

## Firefox:

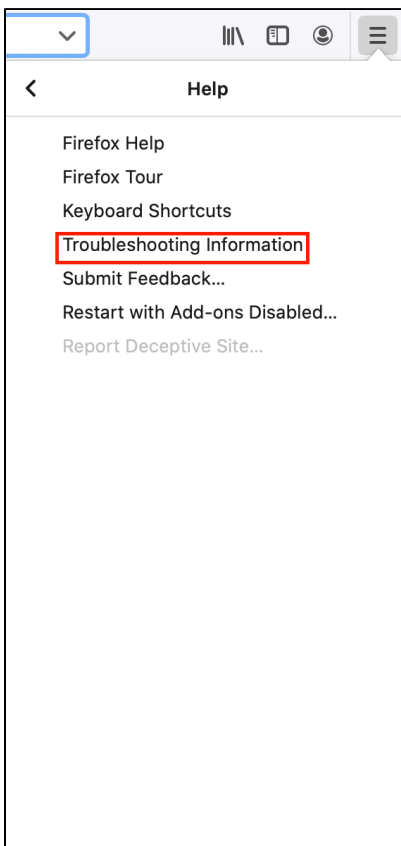
1. Open the Mozilla Firefox browser.  
*Result: A new Firefox tab will open.*



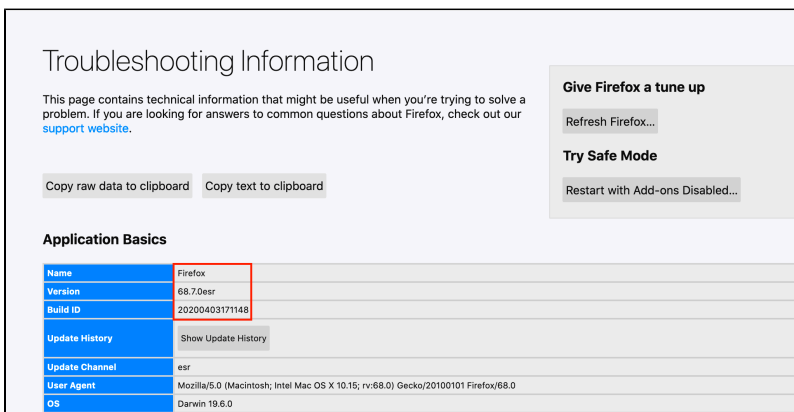
2. In the upper-right corner of the screen, click the 3 horizontal lines button. (a.k.a. hamburger button /triple bar).  
*Result: A drop-down menu will appear.*



3. From the drop-down menu that appears, select **Help**.  
*Result:* A new **Help** window will appear.



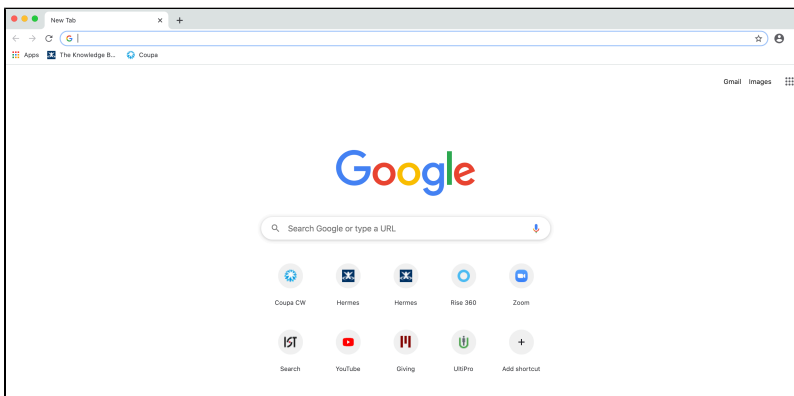
4. In the **Help** window, click on **Troubleshooting Information**.  
*Result:* A new **troubleshooting Information** window will open.



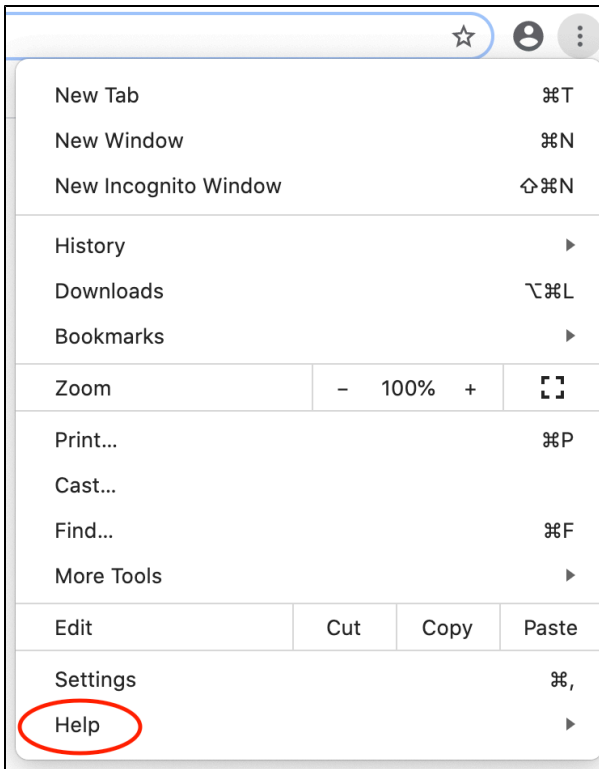
The window that appears shows the current version of Firefox in the chart.

## Chrome:

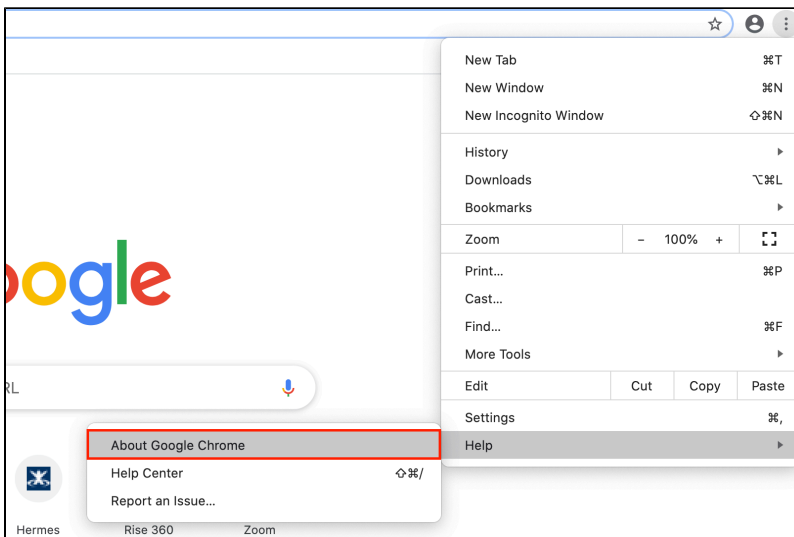
1. Open the Google Chrome browser.  
*Result:* A new tab in Google Chrome will open.



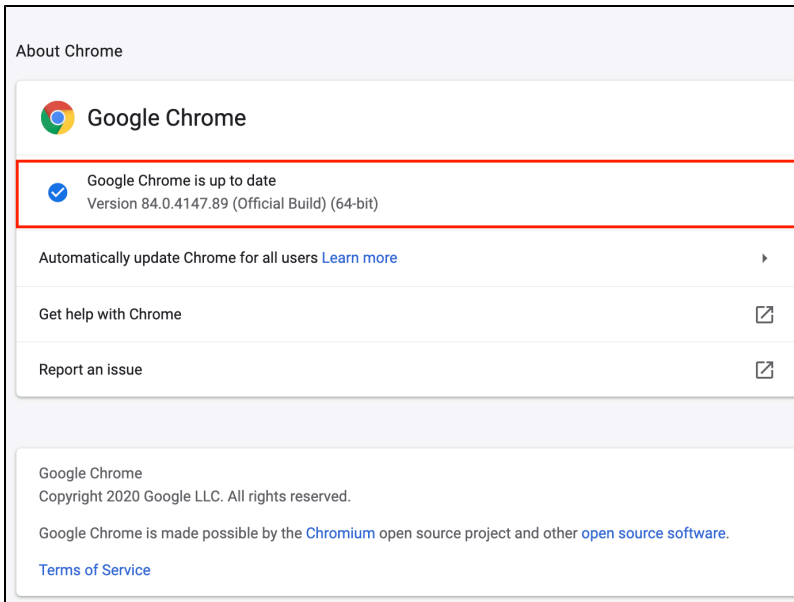
2. In the upper-right corner of the screen, click the 3 horizontal dots (vertical ellipsis) button.  
*Result:* A drop-down menu will appear.



3. From the drop-down menu that appears, place the mouse pointer over **Help**.  
*Result:* A new drop-down menu will appear next to the original drop-down menu.




4. In the window that appears, select **About Google Chrome**.  
*Result:* A new **About Google Chrome** window will open.



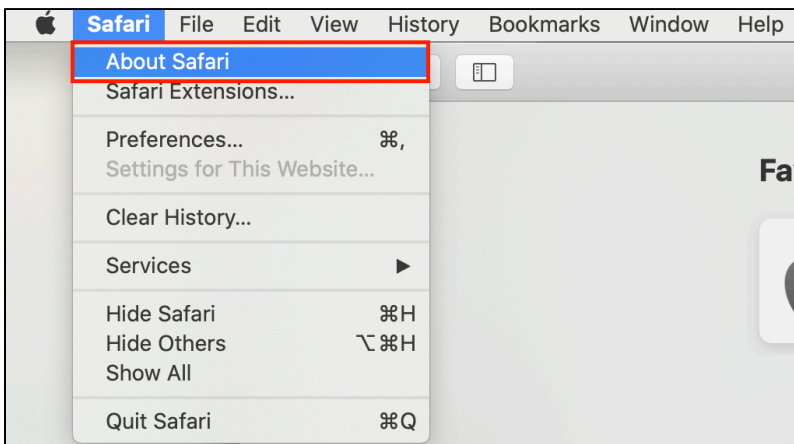
The window that appears shows the current version of Google Chrome.

## Safari:

1. Open the Safari browser.  
*Result:* Safari will open.



2. Click on **Safari** in the menu bar at the top left.  
*Result:* A drop-down menu will appear.



3. Select **About Safari** from the drop-down menu.  
*Result:* A new window with Safari information will appear.



In the **About Safari** window, the first number listed is the Safari version number. The second number, inside parentheses, is the Safari build.