How do I use the Shortcuts menu?

How do I use the Shortcuts menu?

Answer

The Shortcut menu on the Admin menu stores links to your frequently accessed pages.

1. When you are viewing an overlay page you would like to add to the Shortcuts menu, click the + symbol to the right of the name.

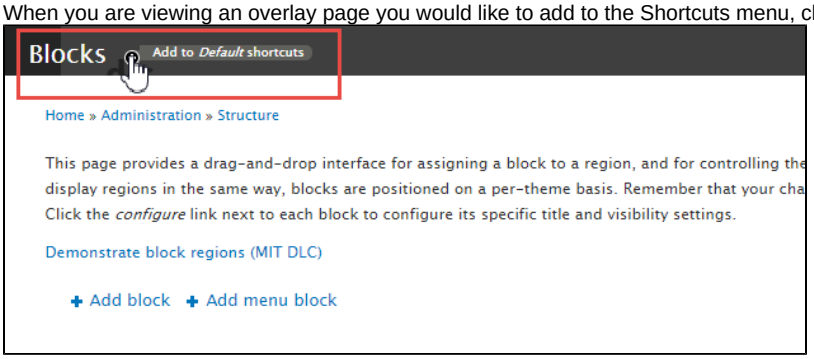

2. You can now select open that overlay screen from the **Shortcuts** menu.

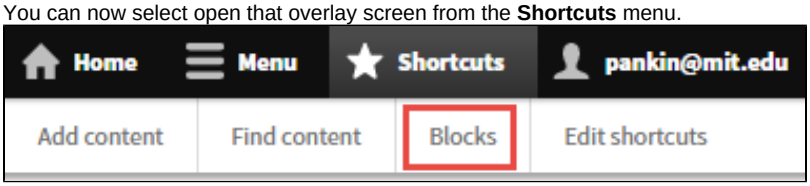

3. Click **Edit** to manage or delete shortcuts.

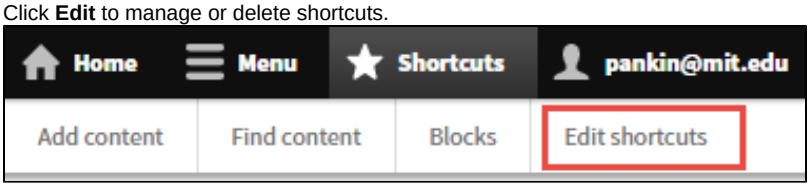

See Also

- Return to Drupal Cloud Landing Page