Microsoft 365 Mobile Login and Activation for Android

Microsoft 365 Mobile Login and Activation for Android

On this page:

About
Download
Install and Setup
Dropbox as a storage location

About

Microsoft 365 Mobile is currently available on most Android phones and tablets. Some phones with high resolutions may be unable to run the phone version and users will have to use the tablet version.

Download

- Download the Mobile for Microsoft 365 app from the Google Play store.
- Individual Microsoft Apps for Android Tablets are available here:
  - Word for Android
  - Excel for Android
  - PowerPoint for Android

Install and Setup

1. Log in using your MIT Kerberos ID.
2. Open the app and follow the on-screen setup instructions. The setup process will lead you to a "Sign In" box.

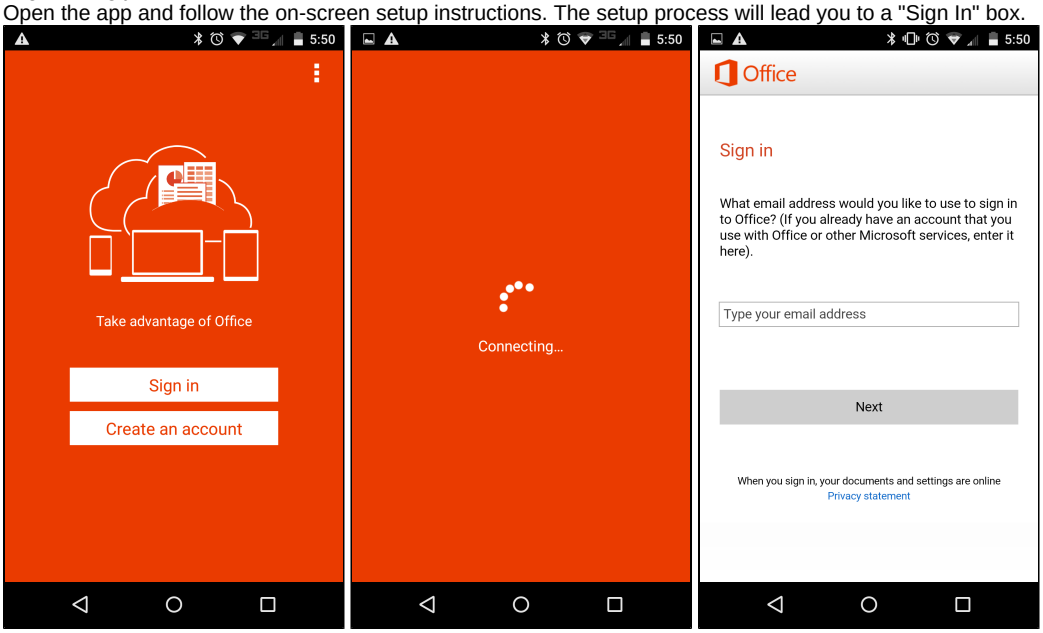

3. Enter your MIT email address ("username@mit.edu") and click **Next**. If prompted, select **Work Account**.

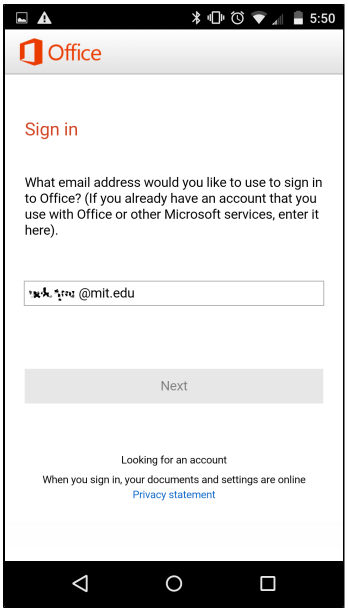



4. *Result:* You will be redirected to the Touchstone Login page.
   Enter your Kerberos username and your password and click **Login**.

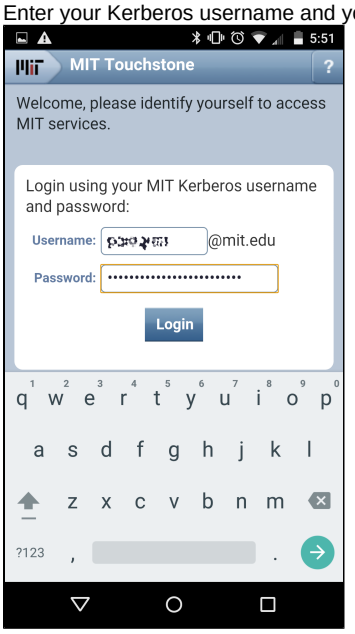

5. *Result:* You will be shown a quick loading screen and prompted to connect to a storage location

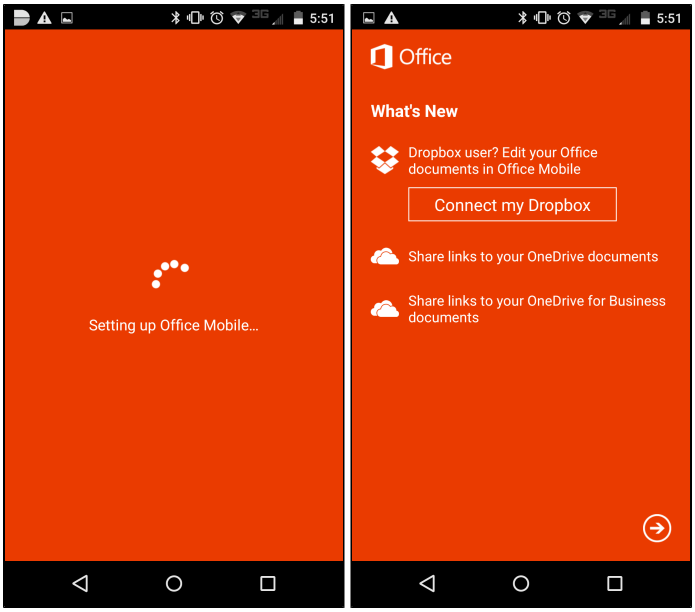

Dropbox as a storage location

> All MIT students, staff and faculty can connect to the MIT Dropbox team. To find more about signing up for the MIT dropbox team account, please see [MIT Dropbox FAQ]

Make sure you have an active Dropbox account. IS&T recommends using a MIT Dropbox team account over a personal account.

1. Click **Connect to my Dropbox**.
    a. Depending on whether you have the Dropbox app installed, you will either be prompted by the app to authorize Microsoft Office Mobile or you will be redirected to the Dropbox webpage to login
    b. If you have both a personal and MIT team account, you will be prompted for which account to connect.



2. *Result:*

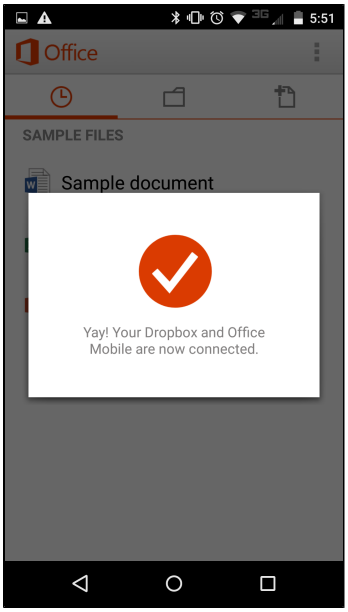
5:51
Office
SAMPLE FILES
Sample document
Yay! Your Dropbox and Office Mobile are now connected.

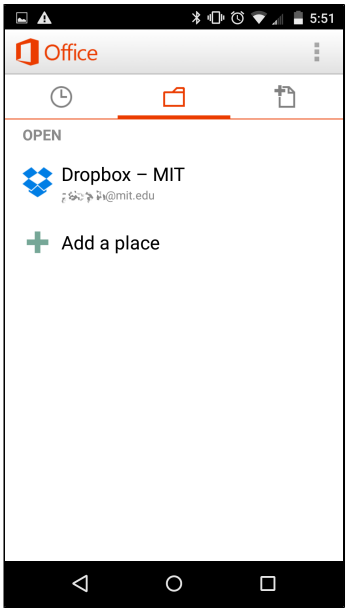
5:51
Office
OPEN
Dropbox – MIT
@mit.edu
Add a place