

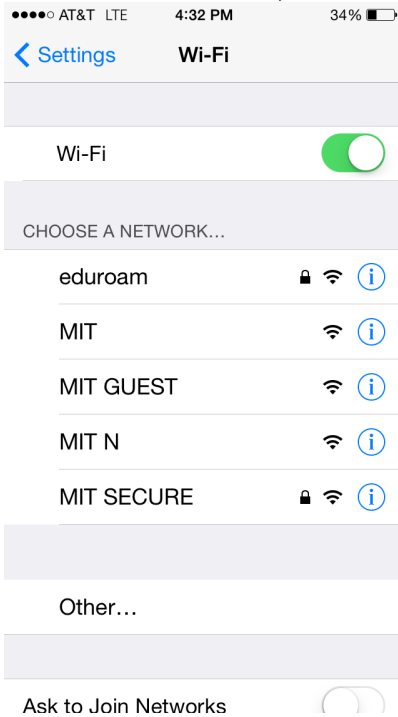
How do I connect to eduroam on an iOS device?

How do I connect to eduroam on an iOS device?

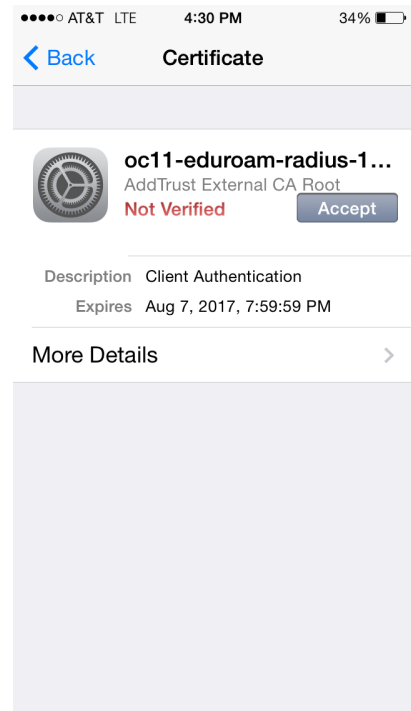
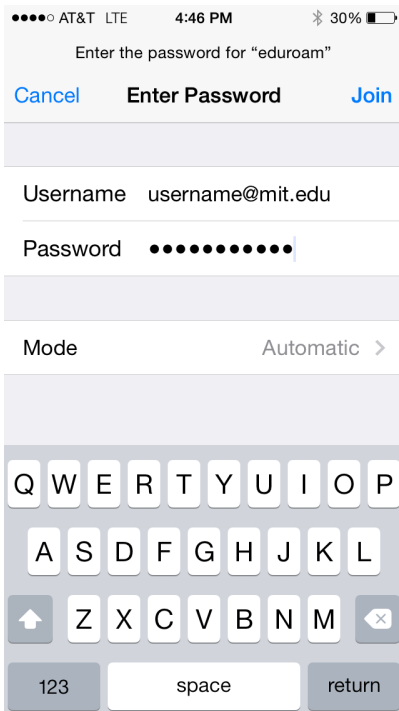
For other systems go to: [Eduroam Landing Page](#)

Answer

1. From your iOS Home screen go to **Settings** and select **Wi-Fi**.
2. In the Wi-Fi Networks screen, under **Choose a Network...**, select **eduroam**.

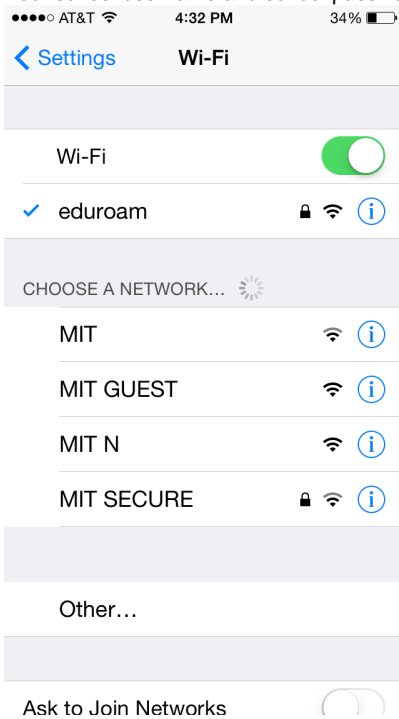


3. You will be prompted for a username and password. Enter the full email address of your school. MIT users should enter their Kerberos username **with** "@mit.edu" on the end and your MIT Kerberos password:
4. Leave the Mode: **Automatic**.
5. Accept the certificate prompt in the next window.



Certificate details are at [Eduroam Certificate Fingerprints](#).

6. Your school username and school password will be sent to your school for verification. If they work, your wifi will connect.



See Also

- [Eduroam Landing Page](#)