

Logging in to OneDrive

Logging in to OneDrive

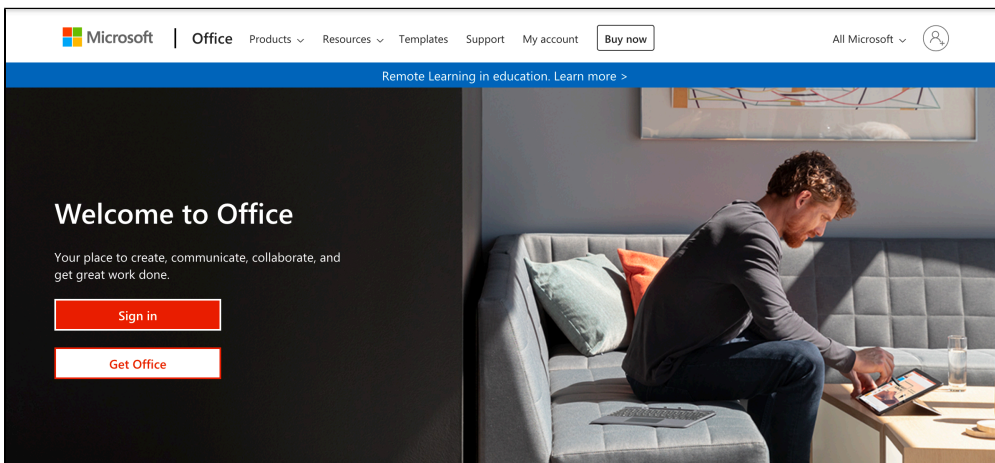
Overview

- Office 365 is a suite of services available for free to the MIT community. Office 365 is available to MIT students, faculty, and staff.
- In order to access Office 365, you will need an MIT certificate. For more information on certificates, visit [Certificates Landing Page](#).
- For more information on Office 365, visit the [IS&T Office 365 page](#).

How to Login to OneDrive

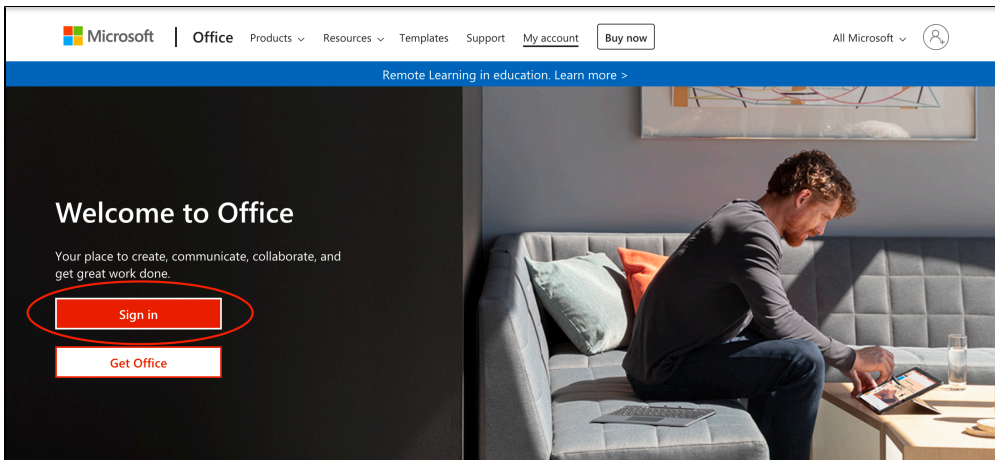
1. Visit the [Microsoft Office Homepage](#).

Result: You will be brought to the Microsoft Office Login Page.



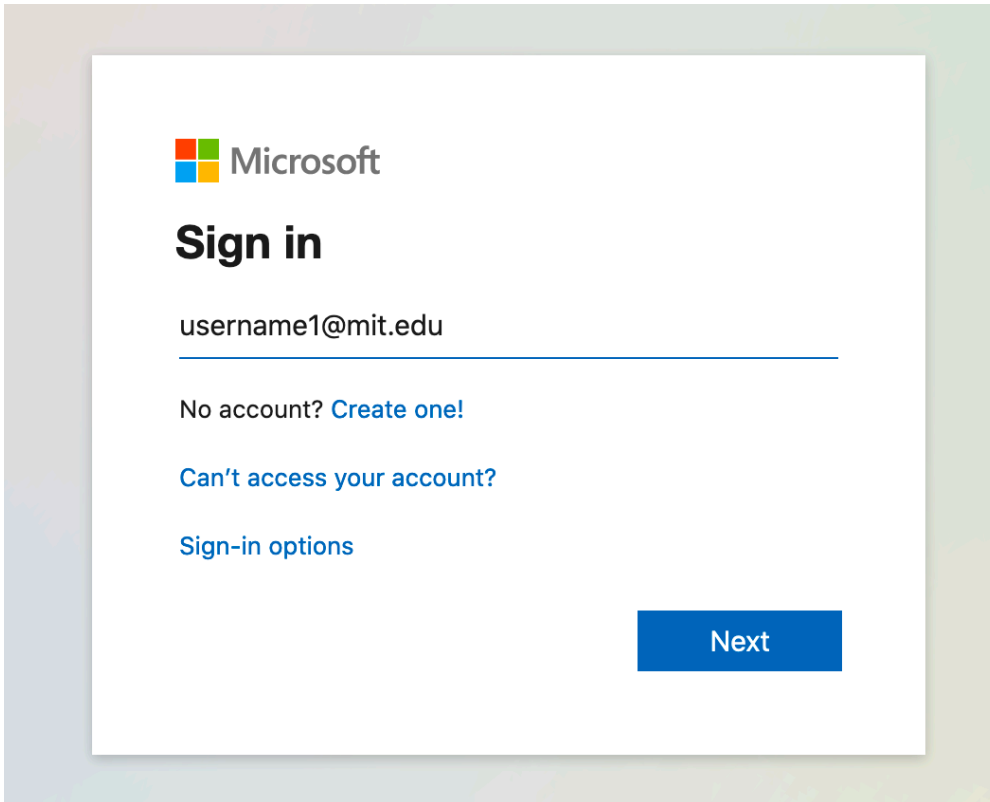
2. Click **Sign In**.

Result: You will be brought to the Microsoft Sign In page.



3. Type in your MIT email ex. username1@mit.edu and click the blue **Next** button.

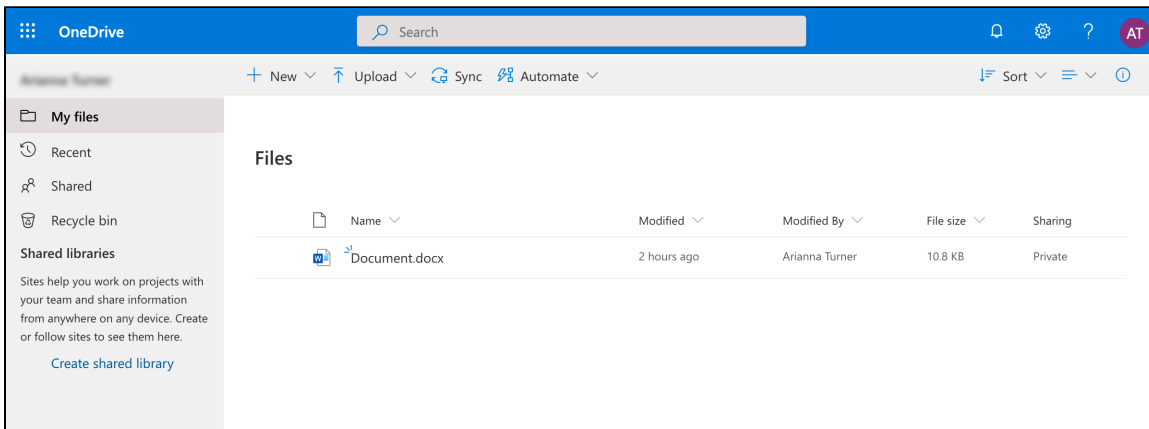
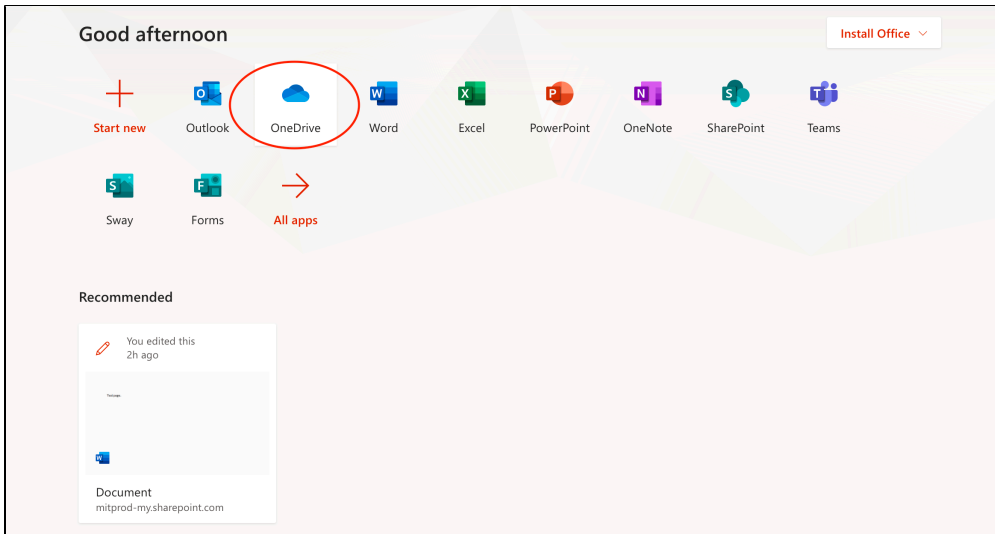
Result: You will be brought to the Touchstone Authentication page.



4. Complete Authentication with Touchstone using a certificate, Kerberos username and password, or tickets.
Result: You will be brought to the Microsoft Office Homepage.

The image shows the Touchstone@MIT authentication page. The header is dark grey with the text 'Touchstone@MIT' and links for 'test settings' and 'help'. The main content area is white and titled 'Welcome, please identify yourself to access MIT services.' There are three authentication options, each with a 'Go' button and a 'Always login with this' checkbox. The first option is 'Have an MIT certificate?' with a green 'Use Certificate - Go' button. The second option is 'No certificate? Use Kerberos username' with a 'Username' field (containing 'username'), a '@mit.edu' suffix, a 'Password' field (containing '****'), and a green 'Login' button. The third option is 'Have Kerberos tickets?' with a green 'Use existing tickets - Go' button. There are also informational text boxes on the right for each option.

5. Select the **OneDrive** icon from the menu of Microsoft applications on the homepage.
Result: You will be brought to your OneDrive.



See Also

- [MIT OneDrive Landing Page](#)

Have Questions or Still Need Help?

- [Contact the IS&T Service Desk](#)