

How do I register an iPad, Android tablet, or other device for Duo?

How do I register an iPad, Android tablet, or other device?



IS&T recommends registering at least *two (2)* devices.

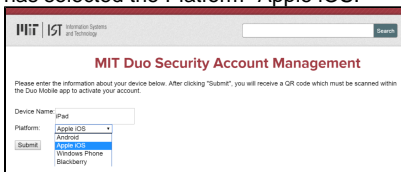
In case you lose one device, the second device will allow you to login to Duo and make changes to your settings or deactivate the lost device.



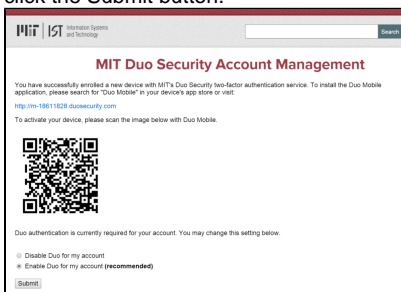
If you are using an iPhone, you need to be running the most recent version of the iOS app. As of September 2020, the Duo Mobile app requires at least iOS 13 or higher.

To register a tablet or other device, you need to name your device in Duo, select the type of device you would like to register, install the Duo Mobile app, and scan a QR code. If you need a QR code reader, you can find one for your device at [this webpage](#). The steps for registering your device are below.

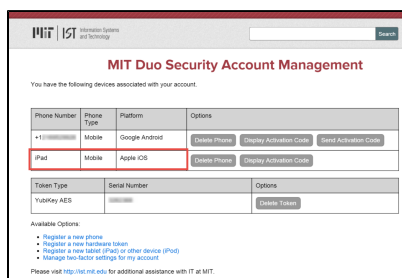
1. Go to <http://duo.mit.edu/>
 - duo.mit.edu requires Touchstone for authentication.
 - Use your MIT kerberos username and password or your MIT certificates to login.
2. Click **Next** and click the link labeled **Register a new tablet (iPad) or other device (iPod)**.
3. On the form, provide a name for your device and select your platform. In the screenshot below, the user is naming the device "iPad" and has selected the Platform "Apple iOS."



4. Follow the directions to install the Duo Mobile application on your tablet or device, and scan the QR code to activate your device. Then click the Submit button.



Now that your device is registered, you will see it listed on your list of registered devices.



Phone Number	Phone Type	Platform	Options
+1 (617) 495-1234	Mobile	Google Android	Delete Phone Display Activation Code Send Activation Code
	Mobile	Apple iOS	Delete Phone Display Activation Code

Token Type	Serial Number	Options
YubiKey AES		Delete Token

Available Options:

- Register a new phone
- Register a new hardware token
- Register a new tablet (iPad) or other device (iPod)
- Manage two-factor settings for my account

Please visit <http://duo.mit.edu/> for additional assistance with IT at MIT.