

# Why can people sometimes join Zoom meetings I've already ended?

## Q: Why can people sometimes join Zoom meetings I've already ended?

On this page:

[Answer](#)

[Disabling Join Before Host When Scheduling a Meeting](#)

[Change Your Default Preferences](#)

[See Also](#)

## Answer

Links to single, non-recurring meetings are valid for 30 days from the scheduled time of the meeting. That means that even if the host "ends" the meeting, somebody with the link can still join it unless the "Join Before Host" option is disabled.



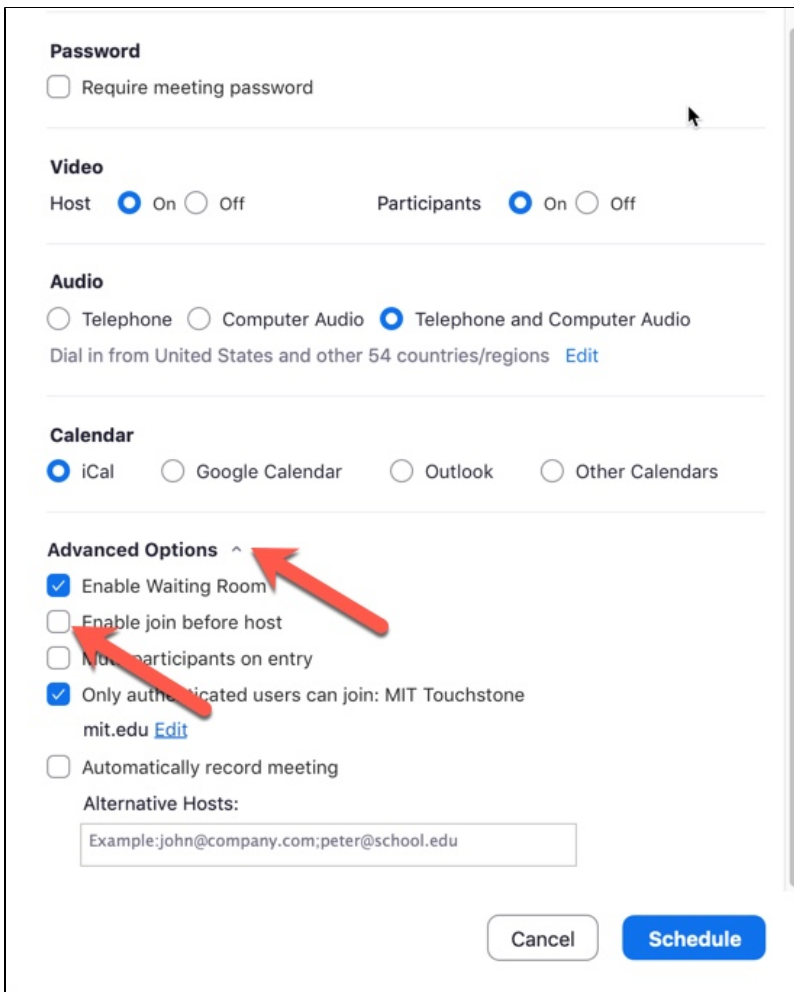
If you will be unable to attend the meeting and still want it to occur, you will need to designate an [alternative host](#) who will attend.

You can disable "Join Before Host" two ways.

## Disabling Join Before Host When Scheduling a Meeting

When scheduling a meeting:

1. Open the "Advanced Options"
2. Make sure the checkbox by "Join Before Host" is deselected.



**Password**

☐ Require meeting password

---

**Video**

Host ☒ On ☐ Off      Participants ☒ On ☐ Off

---

**Audio**

☐ Telephone   ☐ Computer Audio   ☒ Telephone and Computer Audio

Dial in from United States and other 54 countries/regions [Edit](#)

---

**Calendar**

☒ iCal   ☐ Google Calendar   ☐ Outlook   ☐ Other Calendars

---

**Advanced Options** ^

- ☒ Enable Waiting Room
- ☐ Enable join before host
- ☐ Mute participants on entry
- ☒ Only authenticated users can join: MIT Touchstone  
mit.edu [Edit](#)
- ☐ Automatically record meeting

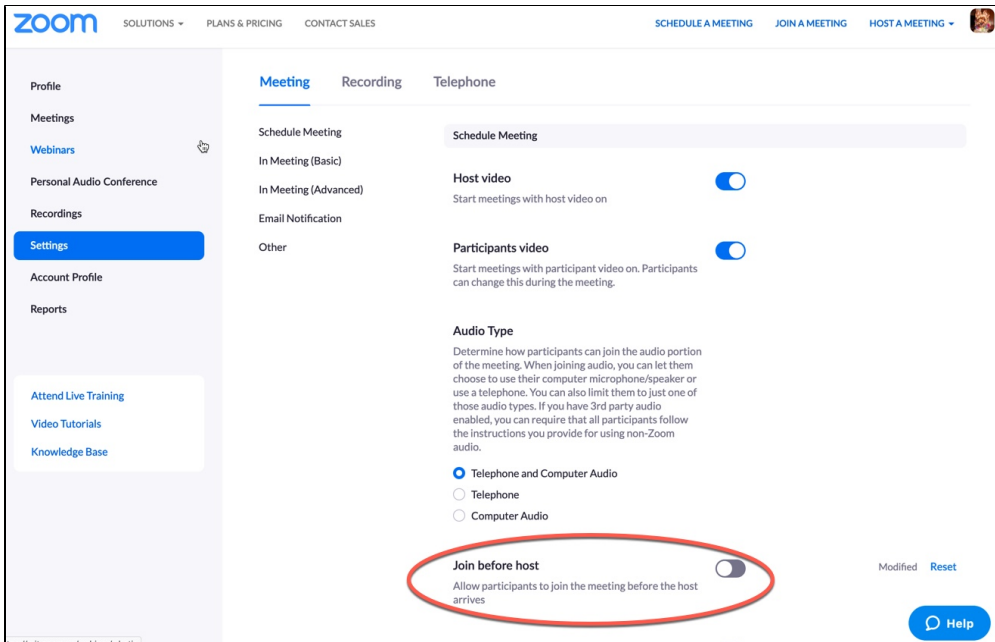
Alternative Hosts:


Example:john@company.com;peter@school.edu

## Change Your Default Preferences

You can change your default meeting preferences to not allow join before host in meetings you host.

1. Go to your "Settings" page in the portal: <https://mit.zoom.us/profile/setting>
2. Turn off the "Join Before Host" option.



 This will *not* update the settings of any meetings you have already scheduled. Those will need to be edited if you want this setting to apply to them. See: [How do I Update a Scheduled Zoom Meeting?](#)

## See Also

- [How do I Update a Scheduled Zoom Meeting?](#)
- [Zoom Landing Page](#)