

Jamf Pro - Apple Software Updates




Jamf Pro - Apple Software Updates

Jamf Pro can be used to update your operating system to the latest patch version for that OS. It will not upgrade to a newer OS such as from 10.12 to 10.13. If you would like to update the OS, please see the [Jamf Pro - Upgrading Macs to latest operating system](#)




To set up the policy you need two settings including "Software Updates" and "Restart Options." We recommend you require a reboot as patches will not fully install without this. It is further recommended to set this up as a self service policy rather than a recurring check-in as this would reboot the machine on your end users.

Policy settings:

- Add "Software Updates" and leave default of "Install Software Updates From" to "Each computer's default..." like so:

Options	Scope	Self Service	User Interaction
 General		Software Updates	
 Software Updates Configured		Install Software Updates From Software update server to install software updates from Each computer's default software update server	
 Restart Options Configured			

- Add "Restart Options" and configure like below. You may also consider choosing "Restart if a package or update requires it."

Options	Scope	Self Service	User Interaction
 General		Restart Options	
 Software Updates Configured		Startup Disk Disk to boot computers to Current Startup Disk	
 Restart Options Configured		No User Logged In Action Action to take if no user is logged in to the computer Restart immediately	
		User Logged In Action Action to take if a user is logged in to the computer Restart immediately	
		<input checked="" type="checkbox"/> Perform authenticated restart on computers with FileVault 2 enabled Restart FileVault 2-encrypted computers without requiring an unlock during the next startup	

- Ensure you have set up the policy to run in Self Service of has a trigger.