

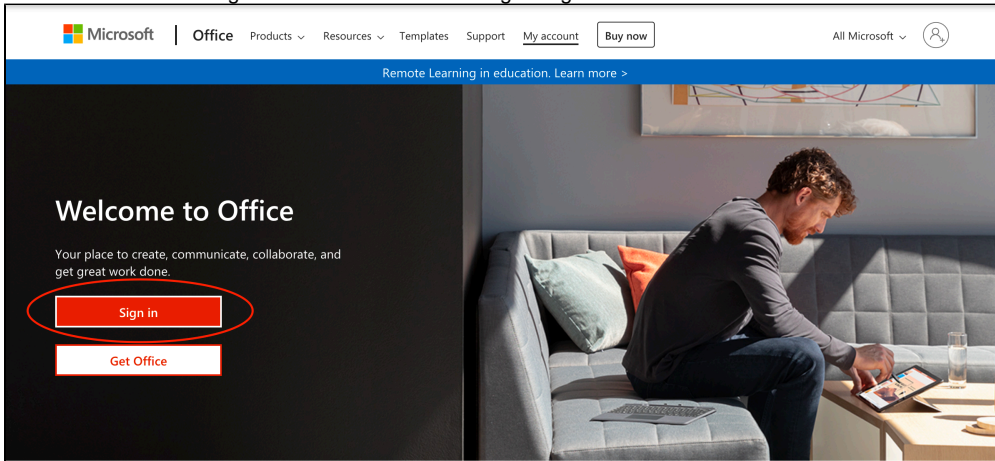
# Microsoft Teams for Education Logging In

## Microsoft Teams for Education Logging In

### How to Login to Microsoft Teams

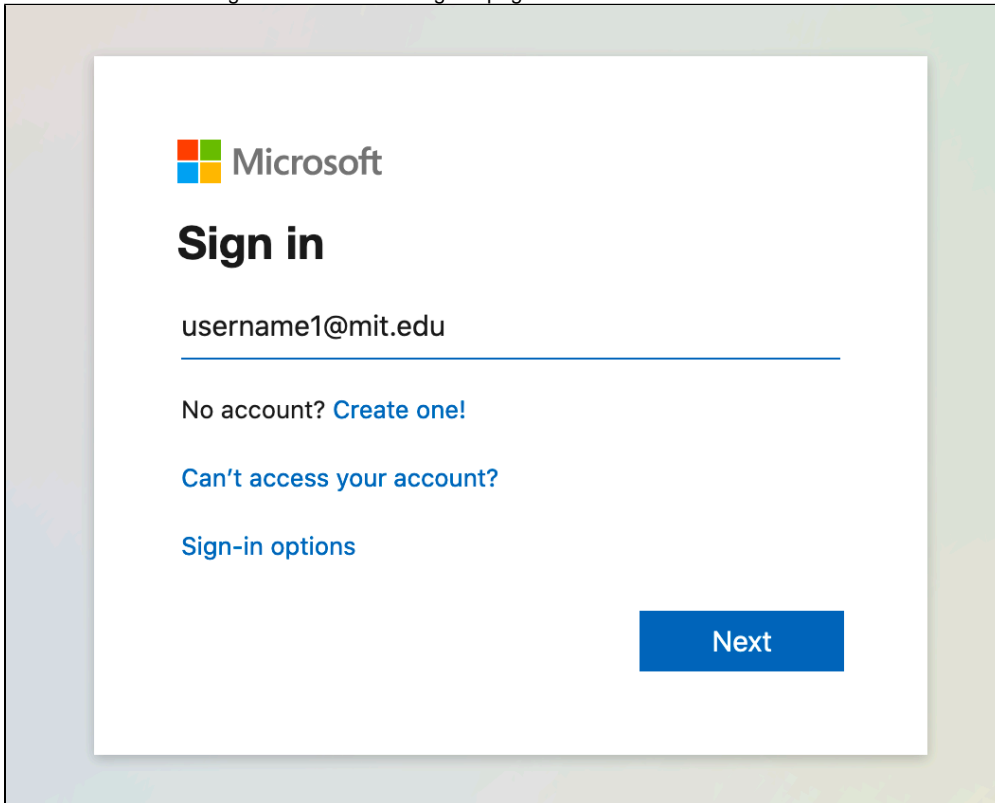
1. Visit the [Microsoft Office Homepage](#).

*Result:* You will be brought to the Microsoft Office Login Page.



2. Click **Sign In**.

*Result:* You will be brought to the Microsoft Sign In page.



3. Type in your MIT email ex. username1@mit.edu and click the blue **Next** button.

*Result:* You will be brought to the Touchstone Authentication page.

# Touchstone@MIT

test settings help

Welcome, please identify yourself to access MIT services.

Have an MIT certificate?

Use Certificate - Go

☐ Always login with this

Certificates are your key to secure web services at MIT, (such as Benefits, Request Tracker, SAPweb, and WebSIS) and the preferred way to access MIT servers.

No certificate? Use Kerberos username

Username: @mit.edu

Password: 

Login

If you don't have a certificate installed on this machine, you may login using your MIT username (the 8 characters before your @mit.edu email address) and your Kerberos password.

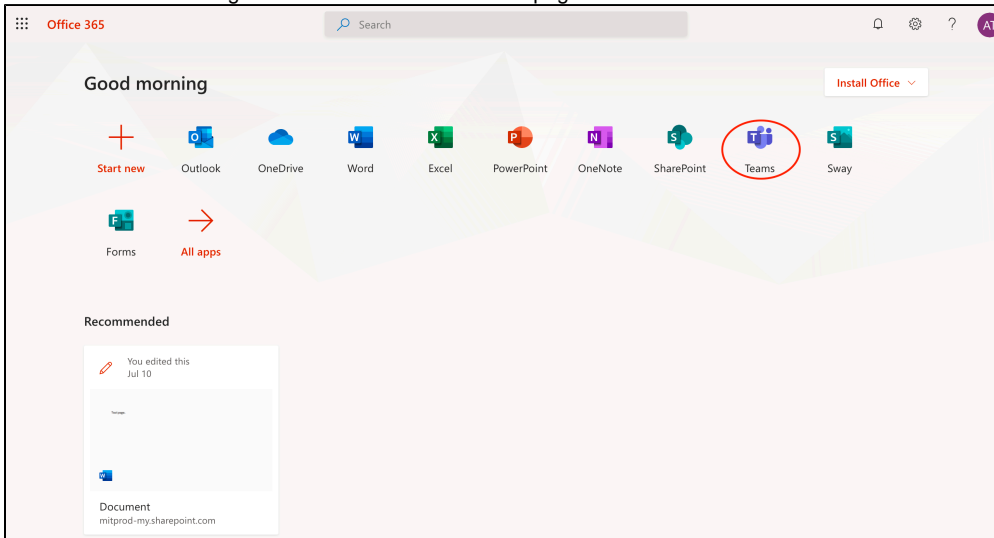
Have Kerberos tickets?

Use existing tickets - Go

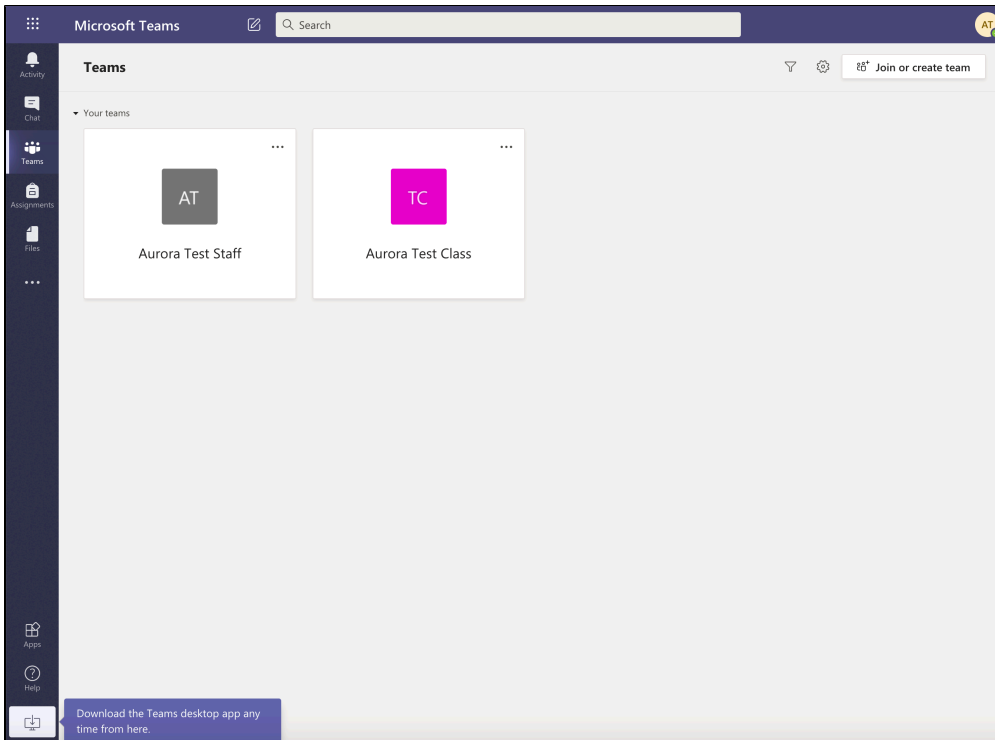
☐ Always login with this

Using your Kerberos tickets to authenticate to MIT Touchstone requires correct browser configuration. This option is useful for Athena and WIN.MIT.EDU users.

4. Complete Authentication with Touchstone using a certificate, Kerberos username and password, or tickets.  
*Result:* You will be brought to the Microsoft Office Homepage.



5. Select the **Teams** icon from the menu of Microsoft applications on the homepage.  
*Result:* You will be brought to your Teams home page.



## See Also

- [Microsoft Teams for Education Landing Page](#)
- [\[Microsoft Office 365 Landing Page\]](#)

## Have Questions or Still Need Help?

- [Contact the IS&T Service Desk](#)