

# How do I get my external drive to work with both Windows and MacOS?

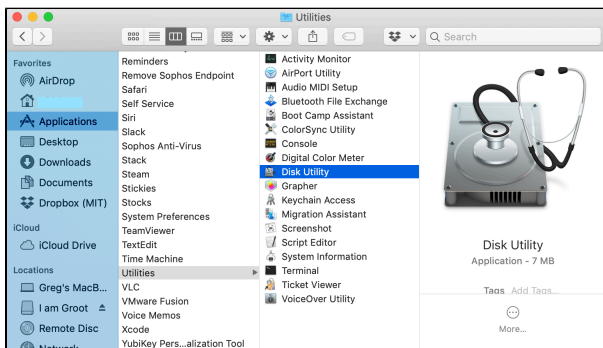
## How do make an external USB drive work on both Windows and MacOS?

- In order for an external drive (hard drive and flash drive) to work with both Windows and MacOS, it has to be formatted with the exFAT file system.

\*\*\*Formatting a drive means you will lose ALL data on that drive. Make sure all of your data is backed up BEFORE you format the drive\*\*\*

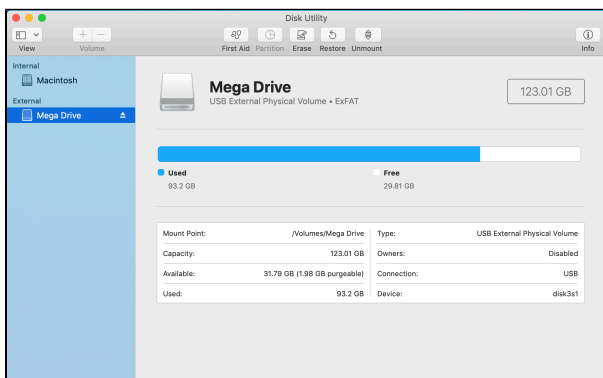
### On MacOS:

Open Finder, go to Applications > Utilities > Disk Utility

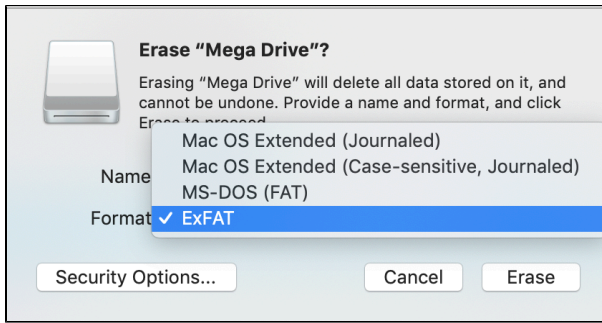


Select [hd:DriveName], then Erase *\*Use caution not to select the Macintosh drive*

Name the drive, then change the Format to exFAT

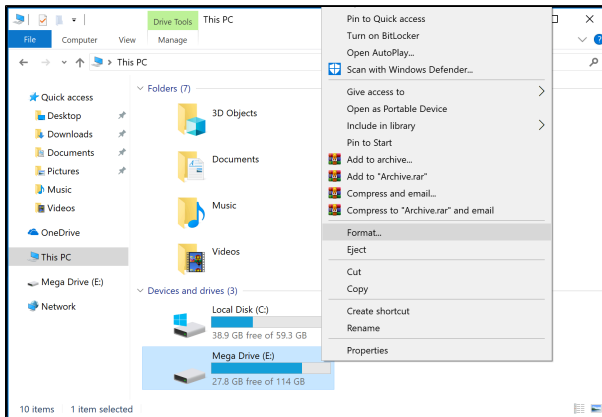


Click Erase



## On Windows 10:

Go to File Explorer > This PC



Right click on [hd:DriveName], then Format **\*Use caution not to select the C: drive**

Change File System to exFAT and name the drive under Volume Label

Click Start

**\*Optional: If you believe the drive is experiencing issues, uncheck Quick Format which will scan the drive for errors. Otherwise, keep Quick Format checked.**

