Why does each scan by Spirion find the same files?

Q: Why does each scan by Spirion find the same files?

Answer

If, having found a file with a specified search term matched, Spirion (formerly Identity Finder) continues to report the same file, you may not want that file found again upon subsequent searches. This can greatly increase the speed of a search because Spirion will keep track of which emails and files don't have matches.

Check the configuration of the search performance (this applies to the Windows version):

1. Go to the **Configuration** menu tab and click on **Settings**.
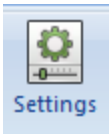

2. On the left-hand side menu, select the third item from the top listed as **Performance**.
3. Under the sub-heading "Files and E-Mails search performance" make sure the following box is clicked:
Use search history for files and e-mails (this should be checked by default)
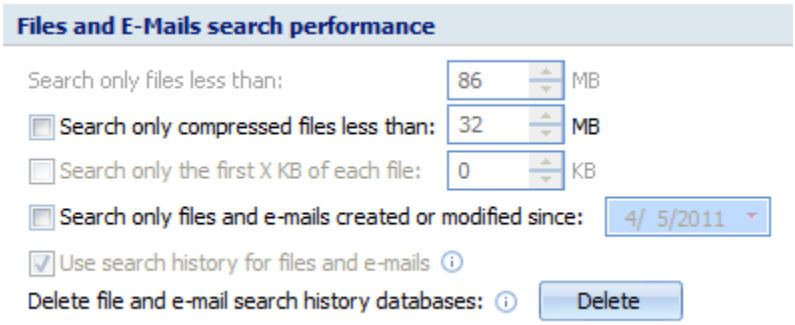

4. Click **Apply** and **OK**.
Spirion will not scan files that are unchanged since the last scan.

Another Option

To prevent Spirion from scanning that file in the future, when the results appear after a search in the main menu, highlight the file and select the **Ignore** action.

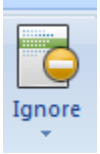

See Also

- Spirion Landing Page

If you haven't found the answer to your question on this page, try the Spirion FAQ.