

Connecting to the MIT SECURE Wireless Networks on an iOS Device

Connecting to the MIT SECURE Wireless Networks on an iOS Device



Please note that the steps below apply to iOS 14, iOS 15 and iOS 16, along with iPadOS 14 and iPadOS 15. If you are running any iOS version below iOS or iPadOS 13, IS&T can not guarantee that you will be able to connect / stay connected to MIT Secure.

1. Go to **Settings**.



2. In the Settings section, select **Wi-Fi**.

AT&T LTE 2:07 PM 62%

Settings

Airplane Mode

Wi-Fi Not Connected

Bluetooth On

Cellular

VPN

Notifications

Control Center

Do Not Disturb

General 1

Display & Brightness

-
-
-
- In the Wi-Fi section, select **MIT SECURE**.

AT&T LTE 2:07 PM 62%

Settings

Wi-Fi

Wi-Fi

CHOOSE A NETWORK...

eduroam

Mersi-GUEST

MIT

MIT GUEST

MIT SECURE

sankofa

Other...

Ask to Join Networks

-
-
-
-
- On the next screen, enter your MIT Kerberos login credentials.
 - Username** is your MIT username.
 - Password** is your MIT Kerberos password.
 - Select **Join** box at the top right of the screen to continue.

••••• AT&T LTE 2:08 PM 62%

Enter the password for "MIT SECURE"

[Cancel](#) **Enter Password** [Join](#)

Username

Password

Mode Automatic >

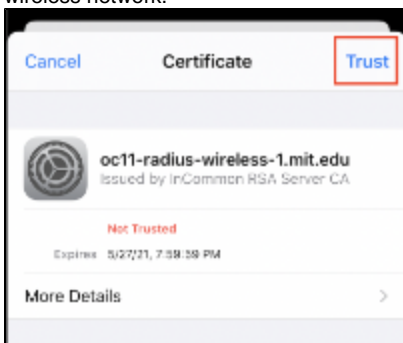
Q W E R T Y U I O P

A S D F G H J K L

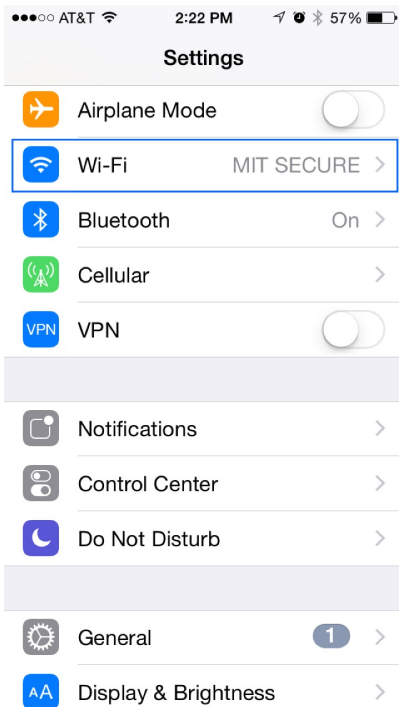
↑ Z X C V B N M ↵



.?123 space return

6. On the *Certificate* screen, select "Accept" to continue. This will install a certificate that is only used for access into the MIT SECURE's wireless network.



7. You will be automatically returned to the Wi-Fi screen. If the information was entered correctly, you will see the word "Connected" under MIT SECURE, indicating that you are now on the network.



  **MIT SECURE** is the recommended network for all MIT students, faculty, and staff. However, There are alternatives if you encounter problems with the network. They are listed below.

MIT- an unencrypted version of the network.

eduroam - this network is for MIT visitors who do not have a Kerberos login, but have valid login credentials from another educational institution. For instructions for eduroam, see [How do I connect to eduroam on MIT wireless, at partner schools, and abroad?](#).

MIT GUEST- this network is for MIT visitors who do not have neither a Kerberos login, or valid login credentials from another educational institution.