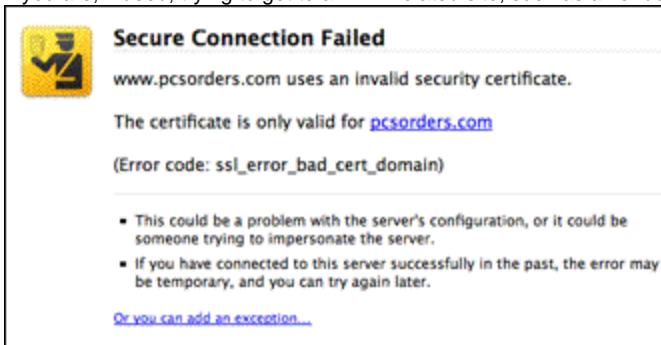


Firefox - Error-handling for "Secure Connection Failed"

Firefox - Error-handling for "Secure Connection Failed"

With Firefox, when accessing some MIT-certificate protected websites, you may receive the error "Secure Connection Failed". To connect to the site for the current and future sessions, do the following.

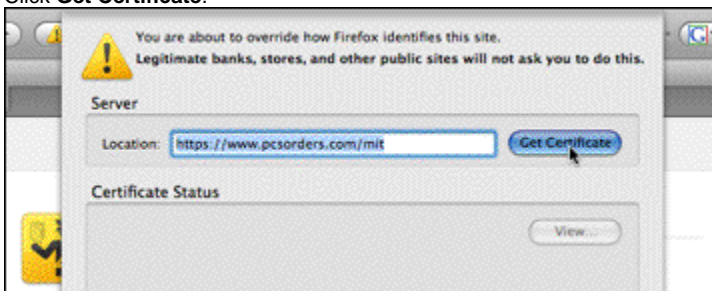
1. If you are, indeed, trying to get to an MIT-related site, such as a vendor, click **Or you can add an exception....**



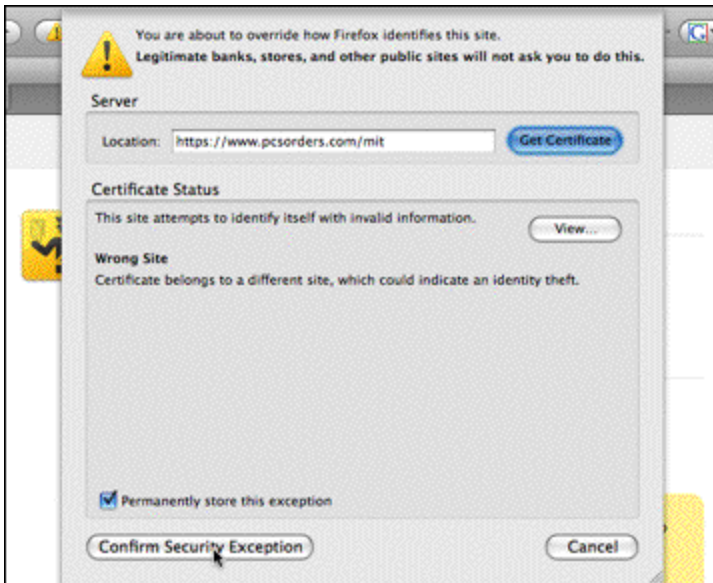
2. Disregard the additional warnings in this and subsequent windows and click **Add Exception**.



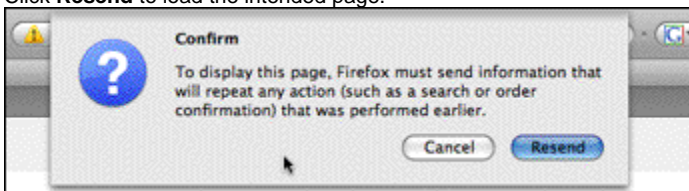
3. Click **Get Certificate**.



4. See that **Permanently store this exception** is checked, then click **Confirm**.



5. Click **Resend** to load the intended page.



To check the certificate exception, in Firefox, go to **Preferences > Advanced > Encryption > View Certificates > Servers**.

See Also

- [Firefox Landing Page](#)