How do I connect to eduroam on an iOS device?

How do I connect to eduroam on an iOS device?

For other systems go to: Eduroam Landing Page

Answer

1. From your iOS Home screen go to **Settings** and select **Wi-Fi**.
2. In the Wi-Fi Networks screen, under **Choose a Network...**, select **eduroam**.

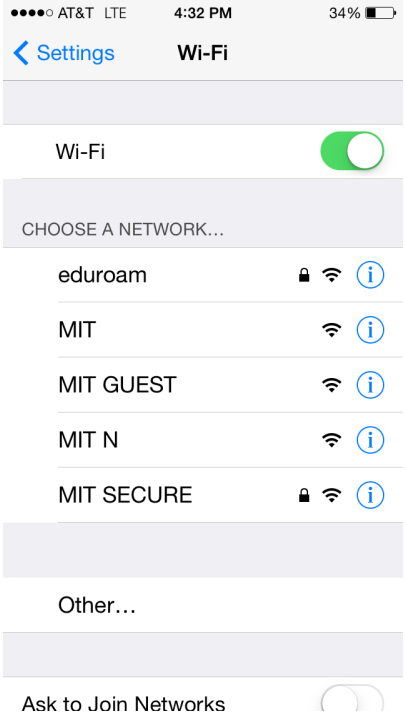

3. You will be prompted for a username and password. Enter the full email address of your school. MIT users should enter their Kerberos username **with** "@mit.edu" on the end and your MIT Kerberos password:
4. Leave the Mode: **Automatic**.
5. Accept the certificate prompt in the next window.

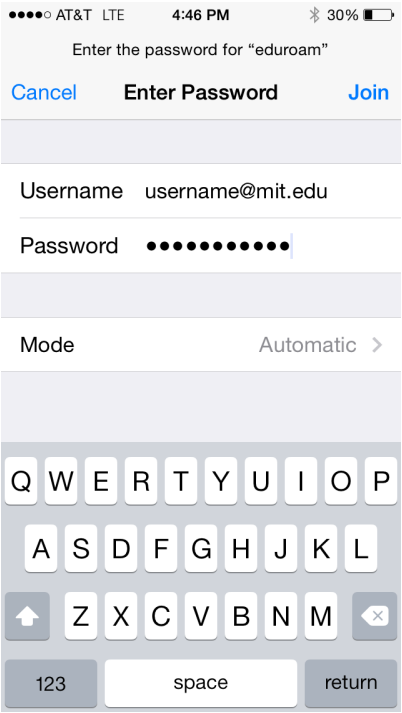

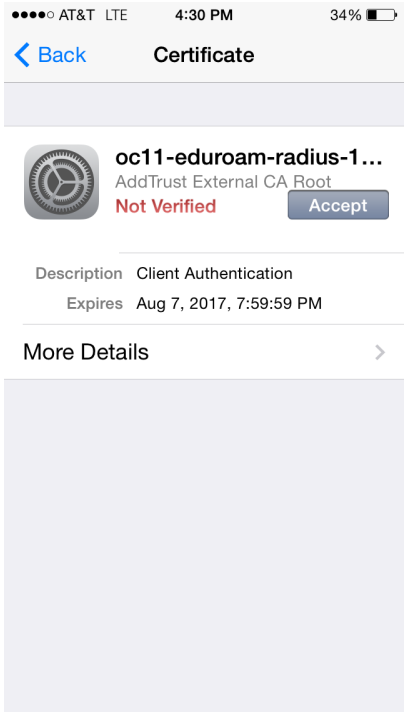

Certificate details are at at Eduroam Certificate Fingerprints.

6. Your school username and school password will be sent to your school for verification. If they work, your wifi will connect.

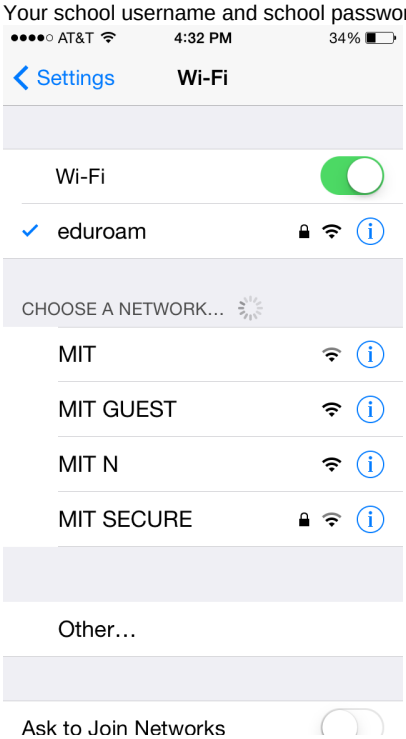

See Also

- Eduroam Landing Page