macOS - How do I find my IP address

macOS - How do I find my IP address

** If you are trying to find your IP address on a machine running Windows 7 or 10, please see KB article Windows - How to Find Your IP Address
Click on the *Apple icon in the top left-hand corner of the the screen in the Menu Bar.

1.

2. Select **System Preferences**.
3. In **System Preferences**, click on the **Network** icon.

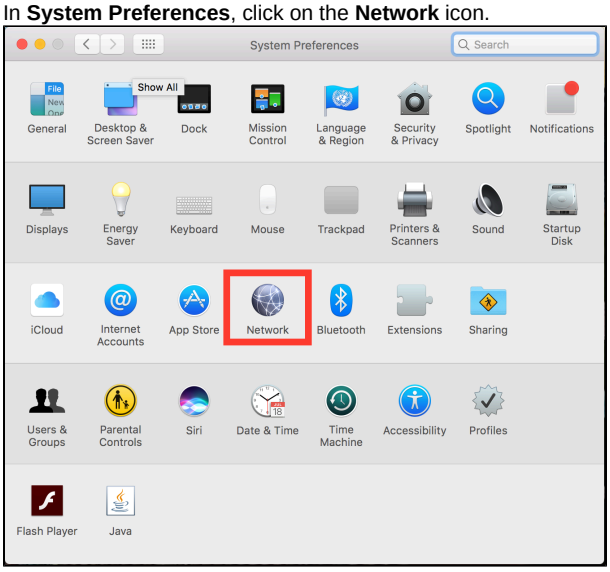

4. In the **Network** preference pane select from the list of the left:

Ethernet for wired	**Wi-Fi** for wireless
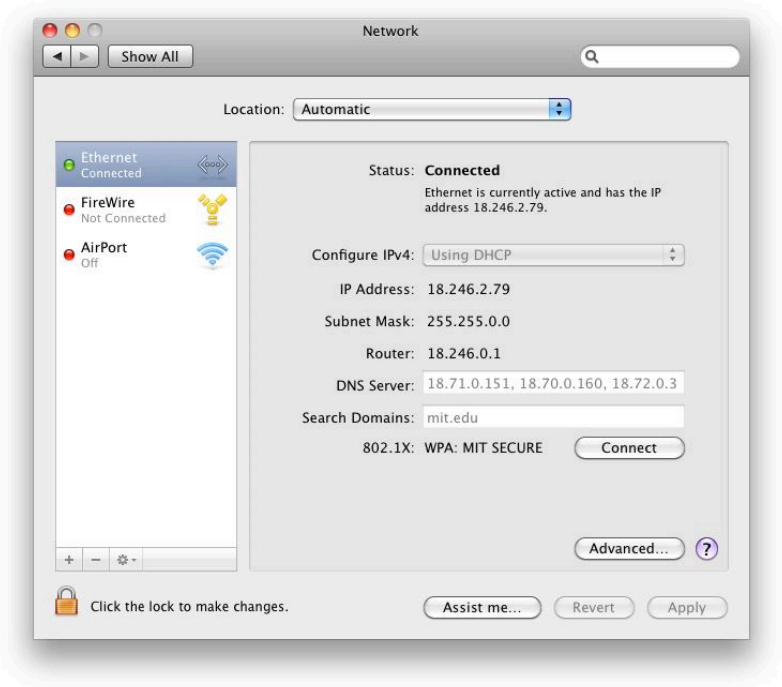	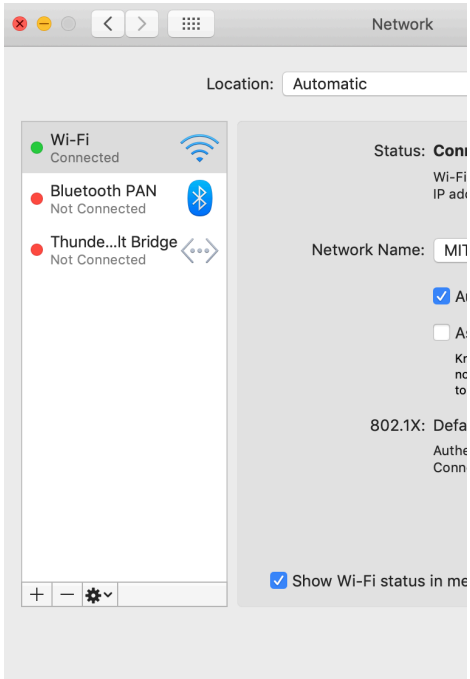

5. Your IP address will be listed:

a. under **Status** for **Wi-Fi**
b. next to **IP Address** for **Ethernet**.

****NOTE: Older Versions of the macOS will have the "Airport" instead of "Wi-Fi"**