

How to turn off system sound in SAP, SAPGUI

How to turn off system sound in SAP, SAPGUI

How to turn off system sound in SAP, SAPGUI for a Windows or Macintosh machine.

On this page:

To turn off the system sound for Windows machine:

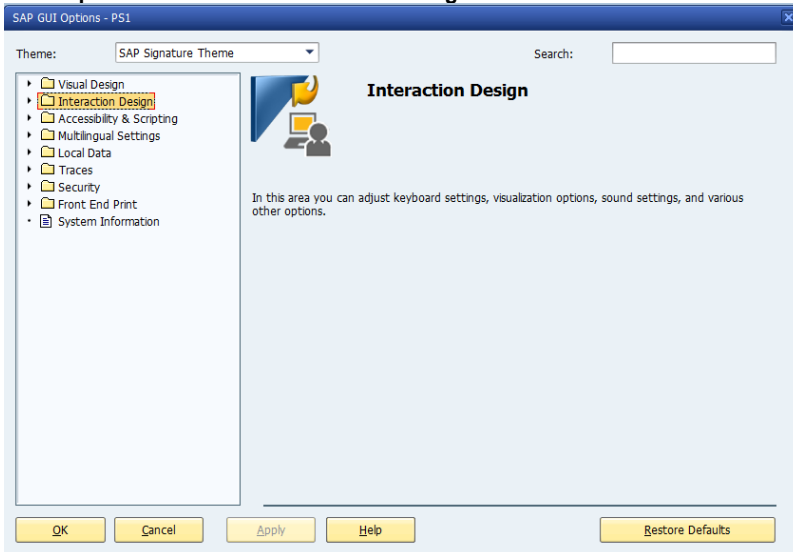
To turn off the system sound for Macintosh machine:

To turn off the system sound for Windows machine:

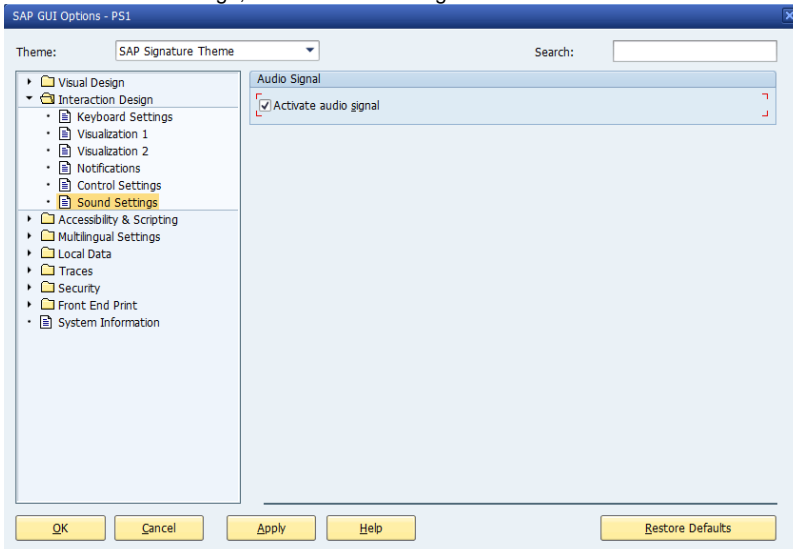
1. Click on the **Customize Local Layout** button on the far right side of the SAPGUI toolbar. You can also press **Alt+F12**.



2. Go to **Options** and then click **Interaction Design**.



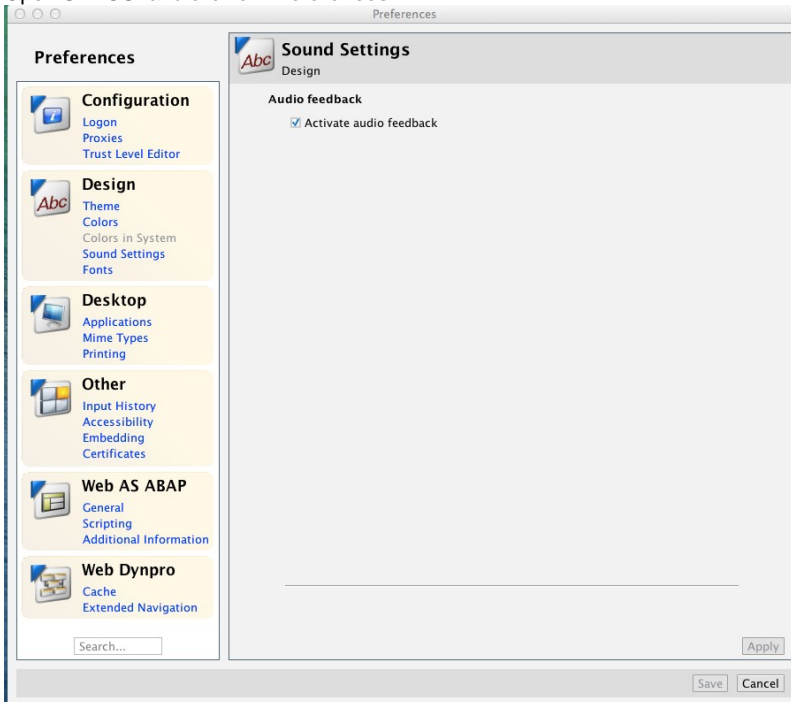
3. Under **Interaction Design**, select **Sound Settings**.



4. Uncheck **Activate audio signal**.
5. Click **Apply** and **OK**.

To turn off the system sound for Macintosh machine:

1. Open SAPGUI and click on **Preferences**.



2. Under Design section, select **Sound Settings**.
3. Uncheck **Activate audio feedback**.
4. Click **Apply** and **Save**.