

Install and Renew Certificates in Safari on Mac OS X

Install and Renew Certificates in Safari on Mac OS X

This page will guide you through the installation and renewal of certificates for Safari on Mac OS X.

1. [Download](#) and launch CertAid 2.

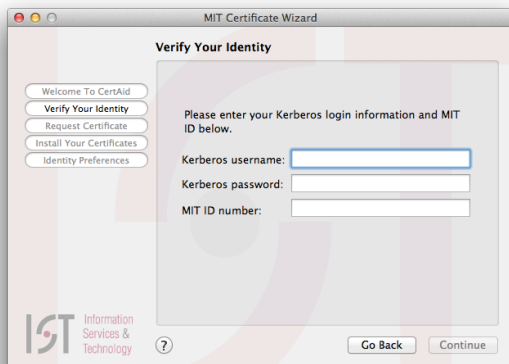
Note: Install any updates if prompted. If you receive a message that states "Certaid can't be opened because the identity of the developer cannot be confirmed", please go to this link: [Mac OS X - Identity of developer cannot be confirmed](#)

Result: The *Welcome to CertAid* screen is displayed.



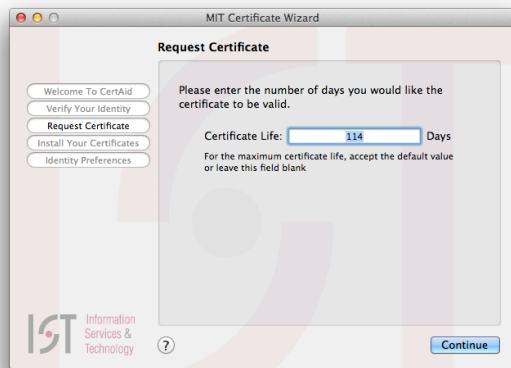
Select **Request or renew an MIT certificate** and click **Continue**.

Result: The *Verify Your Identity* screen is displayed.



Enter your Kerberos username, Kerberos password, and MIT ID number, and click **Continue**.

Result: The *Request Certificate* screen is displayed.



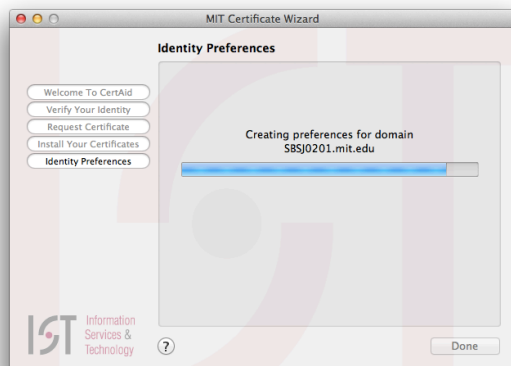
Enter a Certificate Life, or leave the default value (the maximum certificate life), and click **Continue**.

Note: Most users should accept the default value.

Result: The *Install Your Certificates* screen is displayed.

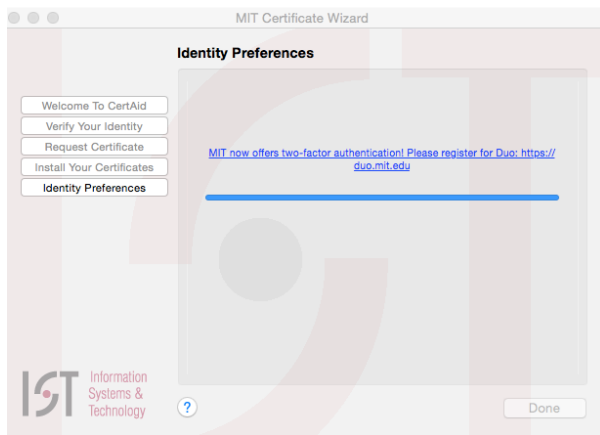


Note: If CertAid finds one or more existing certificates, you will be asked if you want to delete them. If you have used S/MIME for email encryption, do not delete your certificates. For more information, see [Should I Delete My Old or Expired Personal Certificate?](#). The *Install Your Certificates* window displays the progress of installing the MIT Certificate Authority and your personal certificate. Once these steps are completed, click **Continue**.



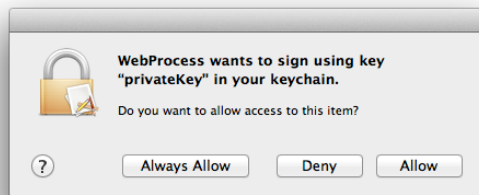
Result: The *Identity Preferences* screen is displayed.

The *Identity Preferences* window displays the progress of configuring your personal certificate to work with certain certificate-protected MIT websites. Once completed, click **Done**.



Result: CertAid quits.

The first time you attempt to use your new certificate, you will see this prompt. Click **Always Allow**.



Not what you're looking for?

Return to [Certificates at MIT](#) or go to [\[istcontrib:Troubleshooting Certificates in Safari for Mac OS X\]](#)