

How do I tell what version of CrashPlan (formerly Code42) I have installed?

How do I tell what version of CrashPlan (formerly Code42) I have installed?



CrashPlan and Code42 are the same application/service. Crashplan was renamed Code42 after it was sold, then renamed again back to CrashPlan after it was sold again. Which name you see in the product, filenames, or paths depends on what version you are using. For the purposes of this documentation, the names are used interchangeably and refer to the same product.

The new vendor website for Crashplan is: <https://www.crashplan.com/>

On this page:

[Find your Version](#)
[Opening the Code42 App](#)
 [MacOS](#)
 [Windows](#)
[See Also](#)

Find your Version

1. Open the CrashPlan app ([see below](#) if you're not sure how).
2. From the menu bar for your operating system:
 - Windows: **Help > About Code42**
 - Mac: **Code42 > About Code42**
 - Linux: **Help > About Code42**

Result: A window opens that will display your name, Kerberos username, machine name and the version of Crashplan/Code42 you are running.

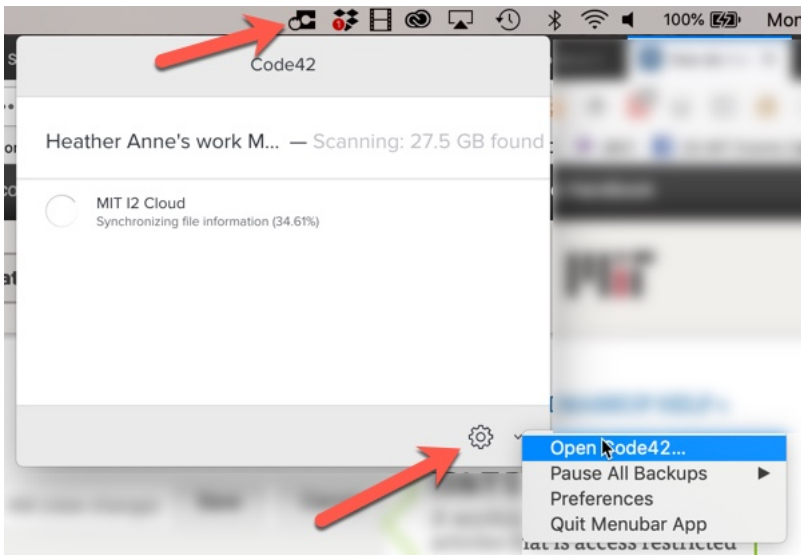
Opening the Code42 App

MacOS

- Search for "Code42" using the spotlight and start it from there.

or

- If you have added Code42 to your Menubar, click on the **Code42 icon > Gear icon > Open Code42**




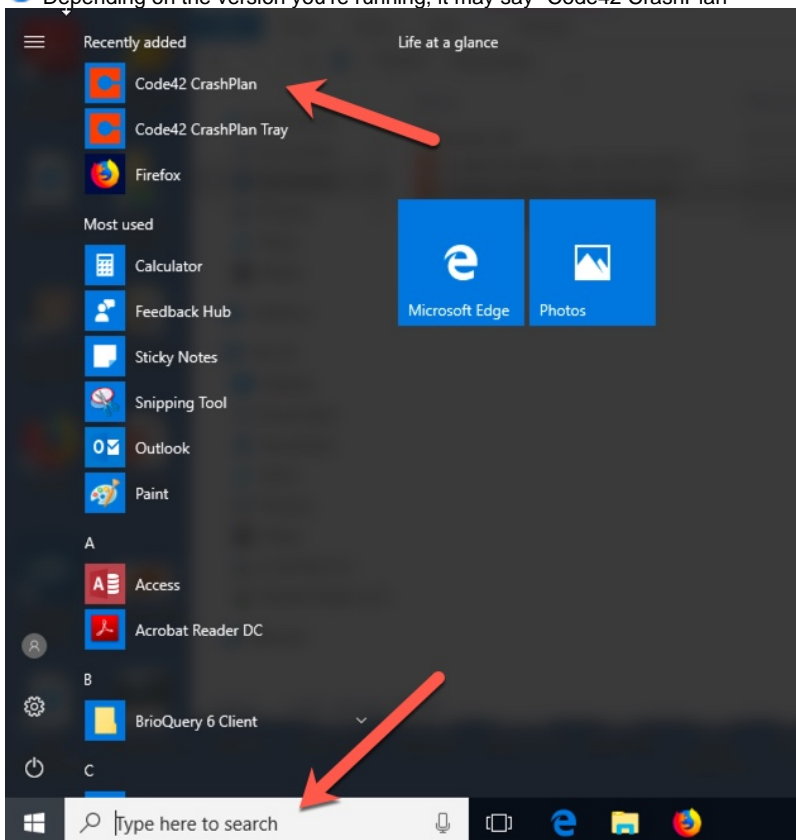
Windows

- Open Code42 from the **Start** menu. Look for "Code42"

or

- Use the search box to find "Code42"

 Depending on the version you're running, it may say "Code42 CrashPlan"



See Also

- Which Code42 app version am I using?
- Code42 (Formerly CrashPlan) Landing Page

